

## DAFTAR PUSTAKA

- Abdollahi, A., & Etemadi, M. (2016). Pathological Characteristics of Triple-Negative Breast Cancer at Main Referral Teaching Hospital, April 2014 to April 2015, Tehran, Iran. *International journal of hematology-oncology and stem cell research*, 10(4), 200–205.
- Abulkhair O, Moghraby JS, Badri M, Alkushi A. (2012). Clinicopathologic features and prognosis of triple-negative breast cancer in patients 40 years of age and younger in Saudi Arabia. *Hematology/oncology and Stem Cell Therapy*.5(2):101-106.
- Adams S, Gray RJ, Demaria S, Goldstein L, Perez EA, Shulman LN, *et al.*, (2014). Prognostic value of tumor-infiltrating lymphocytes in triple-negative breast cancers from two phase III randomized adjuvant breast cancer trials: ECOG 2197 and ECOG 1199. *J Clin Oncol.*;32(27):2959–66
- Aghili, M., Lashkari, M., Farrokhphey, A.H., and Izadi, S. (2013). Triple-Negative Breast Cancer Survival in Iranian Patients. *Acta Med Iran*,51(8):560–66
- Ahn, K. J., Park, J., & Choi, Y. (2017). Lymphovascular invasion as a negative prognostic factor for triple-negative breast cancer after surgery. *Radiation oncol j*, 35(4), 332–339
- Akobeng, A.K. (2007). Understanding diagnostic tests 3: Receiver operating characteristic curves. *Acta Paediatrica*. 96:644-647
- Akwarini, F., Fadjar, T.H., and Hernowo, B.S. (2019). Triple Negative Breast Cancer Characteristics Based on Basal-like and Non-Basal-like Subtypes. *IJIHS*,7(1):26–33
- Al Jarroudi O, Abda N, Seddik Y, Brahmi SA, Afqir S (2017). Overweight: Is it a prognostic factor in women with triple-negative breast cancer? *Asian Pacific J. Cancer Prev*. 18:(6) 1519-1523
- Al jarroudi, O., Abda, N., Brahmi, S., Afqir, S. (2017). Triple Negative Breast Cancer at the University Hospital Mohammed VI – Oujda. *Asian Pacific journal of cancer prevention:APJCP*, 18(1), 195–200.
- Anderson WF, Rosenberg PS, Prat A, Perou CM, Sherman ME. (2014). How Many Etiological Subtypes of Breast Cancer: Two, Three, Four, Or More?, *JNCI: Journal of the National Cancer Institute*, 106 (8), dju165.
- Asano Y, Kashiwagi S, Onoda N, Noda S, Kawajiri H, Takashima T, *et al.*, (2016). Platelet-Lymphocyte Ratio as a Useful Predictor of the Therapeutic Effect of Neoadjuvant Chemotherapy in Breast Cancer. *PloS one.*; 11(7): e0153459
- Aysola K, Desai A, Welch C, Xu J, Qin Y, Reddy V, *et al.*, (2013). Triple Negative Breast Cancer - An Overview. *Hereditary genetics: current research*, (Suppl 2), 001
- Bahgat T, (2012). Breast cancer prognostication with neutrophil-lymphocyte ratio and platelet-lymphocyte ratio. *Al-Azhar Assiut Med J*;15:179-86
- Bahgat, T. (2017). Breast cancer prognostication with neutrophil-lymphocyte ratio and platelet-lymphocyte ratio. *Al-Azhar Assiut Med J*, 15(4), 179.

- Balkenhol MCA, Vreuls W, Wauters CAP, Mol SJJ, van der Laak JAWM, Bult P. (2020). Histological subtypes in triple negative breast cancer are associated with specific information on survival. *Ann Diagn Pathol*.Jun;46:151490.
- Bambace NM, & Holmes CE, (2011). The platelet contribution to cancer progression. *J of Thromb and Haemos*, 9 (2), 237-249
- Bauer KR, Brown M, Cress RD, Parise CA, Caggiano V. (2007). Descriptive analysis of estrogen receptor (ER)-negative, progesterone receptor (PR)-negative, and HER2-negative invasive breast cancer, the so-called triple-negative phenotype: a population-based study from the California cancer Registry. *Cancer* ;109(9):1721-8
- Bray F, Ferlay J, Soerjomataram I, Siegel RL, Torre LA. and Jemal A, (2018). Global cancer statistics 2018: GLOBOCAN estimates of incidence and mortality worldwide for 36 cancers in 185 countries. *CA: A Cancer J for Clin*, 68: 394-424
- Brewster AM, Chavez-MacGregor M, Brown P, (2014). Epidemiology, biology, and treatment of triple-negative breast cancer in women of African ancestry. *Lancet Oncol* ;15(13): e625–e634
- Brouckaert O, Wildiers H, Floris G, Neven P, (2012) Update on triple-negative breast cancer: prognosis and management strategies. *Int J Womens Health*; 4:511–520
- Cakar, B., Muslu, U., Erdogan, A. P., Ozisik, M., Ozisik, H., Tunakan Dalgic, C., Uslu, R. (2015). The Role of Body Mass Index in Triple Negative Breast Cancer. *Oncol Res and Treat*, 38(10), 518–522.
- Cameron D, Brown J, Dent R, Jackisch C, Mackey J, Pivot X, *et al.*,(2013). Adjuvant bevacizumab-containing therapy in triple-negative breast cancer (BEATRICE): primary results of a randomised, phase 3 trial. *The Lancet Oncology*, 14(10), 933–942
- Cardoso F, Kyriakides S, Ohno S, Penault-Llorca F, Poortmans P, Rubio IT, *et al.*, (2019), *Early breast cancer: ESMO Clinical Practice Guidelines for diagnosis, treatment and follow-up*, *Annals of Oncol* 30: 1194–1220
- Cardoso F, Senkus E, Costa A, Papadopoulos E, Aapro M, Andre´ F, *et al.*, (2018), 4th ESO–ESMO International Consensus Guidelines for Advanced Breast Cancer (ABC 4), *Annals of Oncol* 29: 1634–1657
- Carey LA, Dees EC, Sawyer L, Gatti L, Moore DT, Collichio F, *et al.*, (2007). The triple negative paradox: primary tumor chemosensitivity of breast cancer subtypes. *Clin Cancer Res.*;13(8):2329–34 *Cell*;144(5):646–74
- Chen H, Wu J, Zhang Z, Tang Y Li, X., Liu S, *et al.*, (2018). Association Between *BRCA* Status and Triple-Negative Breast Cancer: A Meta-Analysis. *Frontiers in pharmacology*, 9, 909
- Chen L, Deng H, Cui H, Fang J, Zuo Z, Deng J, Zhao L. (2017). Inflammatory responses and inflammation-associated diseases in organs. *Oncotarget*, 9(6), 7204–7218
- Chen, B., Dai, D., Tang, H., Ai, X., Chen, X., Zhang, X., *et al.*, (2016). Pretreatment Hematocrit Is Superior to Hemoglobin as a Prognostic Factor for Triple Negative Breast Cancer. *PLOS ONE*, 11(11),

e0165133

- Chen, H. L., Ding, A., & Wang, M. L. (2016). Impact of central obesity on prognostic outcome of triple negative breast cancer in Chinese women. *SpringerPlus*, 5, 594
- Chen, L., Kong, X., Yan, C., Fang, Y., & Wang, J. (2020). The Research Progress on the Prognostic Value of the Common Hematological Parameters in Peripheral Venous Blood in Breast Cancer. *OncoTargets and Therapy*, Volume 13, 1397-1412
- Chintalapani, S., Bala, S., Konatam, M., Gundeti, S., Kuruva, S., Monalisa Hui. (2019). Triple-Negative Breast Cancer: Pattern of Recurrence and Survival Outcomes. *Indian J Med Ped Oncol*, 40(1):67
- Choi, YL., Oh, E., Park, S. *et al.* Triple-negative, basal-like, and quintuple-negative breast cancers: better prediction model for survival. *BMC Cancer* 10, 507 (2010).
- Clark TG, Bradburn MJ, Love SB, Altman DG. (2003). Survival analysis part I: basic concepts and first analyses. *Br J Cancer* ;89(2):232–238
- Coleman, M. P., Quaresma, M., Berrino, F., Lutz, J.M., De Angelis, R., Capocaccia, R., *et al.*, (2008). Cancer survival in five continents: a worldwide population-based study (CONCORD). *The Lancet Oncol*, 9(8), 730– 756
- Cuello-López J, Fidalgo-Zapata A, López-Agudelo L, Vásquez-Trespalacios E. (2018). Platelet-to-lymphocyte ratio as a predictive factor of complete pathologic response to neoadjuvant chemotherapy in breast cancer. *PLoS One*.;13(11): e0207224
- Dai D, Zhong Y, Wang Z, Yousafzai N, Jin H and Wang X. (2019). The prognostic impact of age in different molecular subtypes of breast cancer: a population- based study. *Peer J*, 7, p.e 7252
- De Larco J, Wuertz B, Furcht L. The potential role of neutrophils in promoting the metastatic phenotype of tumors releasing interleukin-8. *Clin Cancer Res*. 2004;10(4):895–900
- Dent R, Trudeau M, Pritchard KI, Hanna WM, Kahn HK, Sawka CA, Lickley LA, *et al.* (2007). Triple-negative breast cancer: Clinical features and patterns of recurrence. *Clin. Cancer Res*. 13:(15) 4429–4434
- Disis, M. L., & Stanton, S. E. (2015). Triple-Negative Breast Cancer: Immune Modulation as the New Treatment Paradigm. *American Society of Clinical Oncology Educational Book*, (35), e25-e30
- Dogra, A., Doval, D.C., Sardana, M., Chedi, S. K., and Mehta, A. (2014). Clinicopathological Characteristics of Triple Negative Breast Cancer at a Tertiary Care Hospital in India. *Asian Pac J Cancer Prev*, 15(24):10577– 83
- Dragun AE, Pan J, Rai SN, Kruse B, Jain D. (2011). Locoregional recurrence in patients with triple-negative breast cancer: preliminary results of a single institution study. *Am J Clin Oncol* 34:231–237
- Dunn GP, Old LJ, and Schreiber RD. (2004). The immunobiology of cancer immunosurveillance and immunoediting. *Immunity*, 21: 137-48
- Edge SB, Byrd DR, Compton CC, Fritz AG, Greene FL, Trotti A, (editors). (2010). *AJCC cancer staging manual*, 7th edition. France: Springer

- El-Hag A, Clark R. (1987). Immunosuppression by activated human neutrophils. Dependence on the myeloperoxidase system. *J Immunol.*139(7):2406–13
- Ferroni *et al.*, (2018) Neutrophil-to-lymphocyte ratio as a predictor of survival in patients with triple-negative breast cancer. *Breast Cancer Res Treat.* 174(2):443-452
- Forget P, Khalifa C, Defour JP, Latinne D, Van Pel MC, De Kock M. (2017). What is the normal value of the neutrophil-to-lymphocyte ratio? *BMC Res Notes.*;10(1):12
- Foulkes WD, Smith IE, Reis-Filho JS. (2010). Triple-negative breast cancer. *N Engl J Med.*; 363:1938–1948
- Ganta, R. R., & Nasaka, S. (2019). Prognostic significance of NLR kinetics in operable triple negative breast cancer. *Journal of Clinical Oncology*, 37(15\_suppl).
- Garay RP, Viens P, Bauer J, Normier G, and Bardou M. (2007). Cancer relapse under chemotherapy: why TLR2/4 receptor agonists can help. *Eur. J. Pharmacol.*, 563: 1-17
- Gonçalves H Jr, Guerra MR, Duarte Cintra JR, Fayer VA, Brum IV, Bustamante Teixeira MT. (2018). Survival Study of Triple-Negative and Non-Triple-Negative Breast Cancer in a Brazilian Cohort. *Clin Med Insights Oncol.*Jul 27;12:1179554918790563.
- Gray R, Bhattacharya S, Bowden C, Miller K, Comis RL. (2009). Independent review of E2100: a phase III trial of bevacizumab plus paclitaxel versus paclitaxel in women with metastatic breast cancer. *J Clin Oncol.*Oct 20;27(30):4966-72.
- Guo W, Lu X, Liu Q, Zhang T, Li P, Qiao W, Deng M. (2019). Prognostic value of neutrophil-to-lymphocyte ratio and platelet-to-lymphocyte ratio for breast cancer patients: An updated meta-analysis of 17079 individuals. *Cancer Med.*Aug;8(9):4135-4148.
- Hamm, C., Kulkarni, S., Gupta, R., Kay, A., Mathews, J., Hirmiz, K., Woldie, I., Ghafoor, A., Elfiki, T., Kanjeekal, S. and Pan, M., 2016. Early Stage Triple Negative Breast Cancer Has Significantly Better Outcomes than More Advanced Disease: A Single Centre Retrospective Review. *Journal of Cancer Therapy*, 7(10), p.665
- Hammond MEH, Hayes DF, Dowsett M, Allred DC, Hagerty KL, Badve S, *et al.*, (2010). American Society of Clinical Oncology/College of American Pathologists Guideline Recommendations for Immunohistochemical Testing of Estrogen and Progesterone Receptors in Breast Cancer. *J. Clin. Oncol.* 28:(16) 2784–2795
- Hanahan, D., & Weinberg, R. A. (2011). Hallmarks of Cancer: The Next Generation. *Cell*, 144(5), 646–674. doi:10.1016/j.cell.2011.02.013
- Hao, S., Liu, Y., Yu, K.-D., Chen, S., Yang, W.-T., & Shao, Z.-M. (2015). Overweight as a Prognostic Factor for Triple-Negative Breast Cancers in Chinese Women. *PLOS ONE*, 10(6), e0129741.
- Herrero-Vicent, C., Guerrero, A., Gavilá, J., Gozalbo, F., Hernandez, A., Sandiego, S., Ruiz-Simón, A. (2017). Predictive and prognostic impact of tumour-infiltrating lymphocytes in triple-negative breast cancer treated

- with neoadjuvant chemotherapy. *Ecancermedicalscience*, 11.
- Huszno, J., & Kolosza, Z. (2019). Prognostic value of the neutrophil-lymphocyte, platelet-lymphocyte and monocyte-lymphocyte ratio in breast cancer patients. *Oncology letters*, 18(6), 6275–6283.
- Ishikawa Y, Horiguchi J, Toya H, Nakajima H, Hayashi M, Tagaya N, *et al.* (2011). Triple negative breast cancer: Histological subtypes and immunohistochemical and clinicopathological features. *Cancer Sci.* 102(3):656–62
- Jia W, Wu J, Jia H, Yang Y, Zhang X, Chen K. (2015). The Peripheral Blood Neutrophil-To-Lymphocyte Ratio Is Superior to the Lymphocyte-To-Monocyte Ratio for Predicting the Long-Term Survival of Triple-Negative Breast Cancer Patients. *PloS one*, 10(11), e0143061
- Jin, F., Han, A., Shi, F., Kong, L., & Yu, J. (2016). The postoperative neutrophil-to-lymphocyte ratio and changes in this ratio predict survival after the complete resection of stage I non-small cell lung cancer. *OncoTargets and therapy*, 9, 6529–6537.
- Joensuu H, Gligorov J. (2012). Adjuvant treatments for triple-negative breast cancers. *Ann Oncol.*;23:vi40–vi45
- Kanapathy P., Kishen, S., Tay, A., Nair, S., and Leong, C. O. (2012). Triple-Negative Breast Cancer Is Associated with EGFR, CK5/6 and c-KIT Expression in Malaysian Women. *BMC Clin Pathol*, 12(1):1-8
- Kashi A S, Yazdanfar S, Akbari M, Rakhsha A. (2017). Triple Negative Breast Cancer in Iranian Women: Clinical Profile and Survival Study, *Int J Cancer Manag.* 10(8):e10471.
- Kassam F, Enright K, Dent R, Dranitsaris G, Myers J, Flynn C, *et al.*, (2009). Survival outcomes for patients with metastatic triple-negative breast cancer: implications for clinical practice and trial design. *Clin Breast Cancer* 9(1):29–33
- Keum N, Greenwood DC, Lee DH, Kim R, Aune D, Ju W, Hu FB, Giovannucci EL. (2015). Adult weight gain and adiposity-related cancers: a dose-response meta-analysis of prospective observational studies. *J Natl Cancer Inst.* Mar 10;107(2):djv088.
- Kim JY, Jung EJ, Kim JM, Lee HS, Kwag SJ, Park JH, *et al.*, (2020). Dynamic changes of neutrophil-to-lymphocyte ratio and platelet-to-lymphocyte ratio predicts breast cancer prognosis. *BMC Cancer*. Dec 7;20(1):1206.
- Kim, KM, Choi, HS, Noh, H, Cho, IJ, Lim, ST, Lee, JI, *et al.*, (2021). Neutrophil to Lymphocyte Ratio after Treatment Completion as a Potential Predictor of Survival in Patients with Triple-Negative Breast Cancer, *J Breast Cancer*. Oct;24(5):e43.
- Koh CH, Bhoo-Pathy N, Ng KL. (2015). Utility of pre-treatment neutrophil-lymphocyte ratio and platelet-lymphocyte ratio as prognostic factors in breast cancer. *Br J Cancer*;113(1):150–158
- Kreike B, van Kouwenhove M, Horlings H, Weigelt B, Peterse H, Bartelink H, *et al.* (2007). Gene expression profiling and histopathological characterization of triple-negative/basal-like breast carcinomas. *Breast Cancer Res.*;9(5):R65



- Krenn-Pilko S, Langsenlehner U, Stojakovic T. (2014). The elevated pre-operative derived neutrophil-to-lymphocyte ratio predicts poor clinical outcome in breast cancer patients. *Tumour Biol.*;37(1):361–368
- Kumar P, & Aggarwal R. (2015). An overview of triple-negative breast cancer. *Arc of Gyn and Obs*,293(2), 247-269
- Kwon J, Eom KY, Koo TR, Kim BH, Kang E, Kim SW, Kim YJ, *et al.*, (2017). A prognostic model for patients with triple-negative breast cancer: Importance of the modified nottingham prognostic index and age. *J. Breast Cancer* 20:(1) 65–73
- Lebert, J. M., Lester, R., Powell, E., Seal, M., & McCarthy, J. (2018). Advances in the systemic treatment of triple-negative breast cancer. *Current Oncol*, 25, 142.
- Lehmann B.D., Bauer J.A., Chen X., Sanders M.E., Chakravarthy A.B., Shyr Y., *et al.*, (2011). Identification of human triple-negative breast cancer subtypes and preclinical models for selection of targeted therapies. *J. Clin. Investig*;121:2750-2767
- Levva S, Kotoula V, Kostopoulos I, Manuosou K, Papadimitriou C, Lakis S, *etal.*, (2017). Prognostic Evaluation of Epidermal Growth Factor Receptor (EGFR) Genotype and Phenotype Parameters in Triple Negative Breast Cancer. *Cancer Genomic Prot.* 14 (3) 181-195
- Li XB, Krishnamurti U, Bhattarai S, Klimov S, Reid MD, O'Regan R, *et al.*, (2016). Biomarkers Predicting Pathologic Complete Response to Neoadjuvant Chemotherapy in Breast Cancer. *American j of clin pathol.* 145(6):871–8
- Li Yin, Jiang-Jie Duan, and Shi-cang Yu. (2020). Triple-negative breast cancer molecular subtyping and treatment progress. *Breast Cancer Res.* 22: 61.
- Liedtke C, Hess KR, Karn T, Rody A, Kiesel L, Hortobagyi GN, Pusztai L, *et al.*, (2013). The prognostic impact of age in patients with triple-negative breast cancer. *Breast Cancer Res. Treat.* 138:(2) 591–599
- Liu, C., Huang, Z., Wang, Q., Sun, B., Ding, L., Meng, X., & Wu, S. (2016). Usefulness of neutrophil-to-lymphocyte ratio and platelet-to-lymphocyte ratio in hormone-receptor-negative breast cancer. *OncoTargets and therapy*, 9, 4653–4660
- Liu, Y., Zhang, K., & Tang, L. (2018). Clinical significance of androgen receptor expression in triple negative breast cancer-an immunohistochemistry study. *Oncology Letters*.15: 10008-10016.
- Ljunggren, H.G., (2008). Cancer immunosurveillance: NKG2D breaks cover. *Immunity*, 28: 492-494
- Loi S, Sirtaine N, Piette F, Salgado R, Viale G, Van Eenoo F, *et al.*, (2013). Prognostic and predictive value of tumor-infiltrating lymphocytes in a phase III randomized adjuvant breast cancer trial in nodepositive breast cancer comparing the addition of docetaxel to doxorubicin with doxorubicin-based chemotherapy: BIG 02-98. *J Clin Oncol.*;31(7): 860–7.
- Loibl S, Jackisch C, Lederer B, Untch M, Paepke S, Kummel S, *et al.*, (2015). Outcome after neoadjuvant chemotherapy in young breast cancer patients: a pooled analysis of individual patient data from eight prospectively

- randomized controlled trials. *Breast Cancer Res Treat.*;152(2):377–87
- Maccalli, C., S. Scaramuzza and G. Parminani, (2009). TNK cells (NKG2D+ CD8+ or CD4+T lymphocytes) in controlo f human tumors. *Cancer Immunol. Immunotherapy*, 58: 801-808
- Maiorino L, Egeblad M. (2019). Tumours pick the path to cancer inflammation. *Nat Cell Biol.* Sep;21(9):1055-1057.
- Mantovani, A., Allavena, P., Sica, A., & Balkwill, F. (2008). *Cancer-related inflammation. Nature*, 454(7203), 436–444.
- Mardiyono B, Moeslichan S, Satroasmoro S, Budiman I, Purwanto SH. Perkiraan Besar Sampel. Dalam: Sastroasmoro S, Ismael S, editors. (2010). Dasar-Dasar Metodologi Penelitian Klinis. Edisi ke-3. Jakarta: Sagung Seto; p.313
- Matsumoto, H., Koo, S., Dent, R., Tan, P.H., & Iqbal, J. (2015). Role of inflammatory infiltrates in triple negative breast cancer. *J of Clin Pathol*, 68, 506 - 510.
- Mei, L., He,L.,Song,Y.,Lv, Y., Zhang,L.,Hao,F., et al. (2018). Association between Obesity with Disease-Free Survival and Overall Survival in Triple-NegativeBreast Cancer A Meta-Analysis.*Medicine*,97(19):1–7
- Mittendorf EA, Zhang H, Barrios CH, Saji S, Jung KH, Hegg R, *et al.* (2020). Neoadjuvant atezolizumab in combination with sequential nab-paclitaxel and anthracycline-based chemotherapy versus placebo and chemotherapy in patients with early-stage triple-negative breast cancer (IMpassion031): a randomised, double-blind, phase 3 trial. *Lancet* ;396:1090-100.
- Mouh, F. Z., Mzibri, M. E., Slaoui, M., & Amrani, M. (2016). Recent Progress in Triple Negative Breast Cancer Research. *Asian Pacific J of Cancer Prev.* 17(4), 1595-1608
- Mouh, F. Z., Slaoui, M., Razine, R., El Mzibri, M., & Amrani, M. (2020). Clinicopathological, Treatment and Event-Free Survival Characteristics in a Moroccan Population of Triple-Negative Breast Cancer. *Breast cancer : basic and clin res*, 14, 1178223420906428.
- Muenst S, Soysal SD, Gao F, Obermann EC, Oertli D, Gillanders WE. (2013). The presence of programmed death 1 (PD-1)-positive tumor-infiltrating lymphocytes is associated with poor prognosis in human breast cancer. *Breast Cancer Res Treat. Nature Cell Biology*;139(3):667–676
- Newman, L.A., Reis-Filho, J. S., Morrow,M.,Carey,L. A.,and King, T. A. (2015). The 2014 Society of Surgical Oncology Susan G. Komen for the Cure Symposium:Triple-Negative Breast Cancer.*Ann Surg Oncol*,22(3):874–82
- Nielsen TO, Hsu FD, Jensen K, Cheang M, Karaca G, *et al.*, (2004). Immunohistochemical and clinical characterization of the basal-like subtype of invasive breast carcinoma. *Clin Cancer Res*.10:5367–5374
- Noh H, Eomm M, Han A. (2013). Usefulness of pretreatment neutrophil to lymphocyte ratio in predicting disease-specific survival in breast cancer patients. *J Breast Cancer*.16(1):55–59
- O'Toole SA, Beith JM, Millar EK, West R, McLean A, Cazet A, Swarbrick A, Oakes SR. (2013). Therapeutic targets in triple negative breast cancer. *J Clin Pathol*.Jun;66(6):530-42.

- Pan, Y., Yuan, Y., Liu, G., & Wei, Y. (2017). P53 and Ki-67 as prognostic markers in triple-negative breast cancer patients. *PloS one*, 12(2), e0172324
- Patel, D. A., Hassan, B., Luo, J., Ma, C. X., & Campian, J. L. (2017). The association between neutrophil to lymphocyte ratio and overall survival in patients with triple-negative breast cancer. *J of Clin Oncol*, 35(15\_suppl).
- Patel, D. A., Xi, J., Luo, J., Hassan, B., Thomas, S., Ma, C. X., & Campian, J. L. (2019). Neutrophil-to-lymphocyte ratio as a predictor of survival in patients with triple-negative breast cancer. *Breast Cancer Res and Treat.* 174,443-452.
- Penault F, Viale G. (2012). Pathological and molecular diagnosis of triple-negative breast cancer: a clinical perspective. *Ann Oncol.*; 23:vi19–vi22.
- Petit T, Wilt M, Rodier J, *et al.* (2007). Are BRCA1 mutations a predictive factor for anthracycline-based neoadjuvant chemotherapy response in triple-negative breast cancers? *J Clin Oncol*. 2007 ASCO Annual Meeting Proceedings Part I 20;June 20;Vol 25(No. 18S):580. Supplement
- Pistelli M, Pagliacci A, Battelli N, Santinelli, Biscotti T, Ballatore Z, *et al.* (2013). Prognostic Factors in Early-stage Triple-negative Breast Cancer: *Lessons and Limits from Clinical Practice* *Anticancer Res* 33 (6) 2737-2742
- Pistelli, M., De Lisa, M., Ballatore, Z., Caramanti, M., Pagliacci, A., Battelli, N., *et al.*, (2015). Pre-treatment neutrophil to lymphocyte ratio may be a useful tool in predicting survival in early triple negative breast cancer patients. *BMC cancer*, 15, 195.
- Poggio, F., Bruzzzone, M., Ceppi, M., Pondé, N., Valle, G. L., Mastro, L. D., Lambertini, M. (2018). Platinum-based neoadjuvant chemotherapy in triple-negative breast cancer: a systematic review and meta-analysis. *Annals of Oncology*, 29(7), 1497–1508
- Primadanti, S.J., and Setiawan, I. G. B. (2018). Prevalensi kanker payudara subtype triple negative pada wanita usia muda di Bali periode Januari 2014–Oktober 2016. *E-JURNAL MEDIKA*, 7 (2):87-90
- Rafee S, McHugh D, Greally M, Ayodele O, Keegan N, Lim M, *et al.* (2016). Neutrophil-to-lymphocyte ratio (NLR) and platelet-to-lymphocyte ratio (PLR) as predictive biomarkers of pathologic complete response (pCR) in neoadjuvant breast cancer: an Irish Clinical Oncology Group study (ICORG 16–20). *Annals of Oncol.*; 27(suppl 6):1538P
- Rahmawati, Y., Setyawati, Y., Widodo, I., Ghozali, A., & Purnomosari, D. (2018). Molecular Subtypes of Indonesian Breast Carcinomas - Lack of Association with Patient Age and Tumor Size. *Asian Pacific j of cancer prev: APJCP*, 19(1), 161–166
- Ramos, R.N., C.J. de Moraes, B. Zelante and J.A.M. Barbutom, (2013). What are the molecules involved in regulatory T-cells induction by dendritic cells in cancer? *Clin. Dev. Immunol.* 806025-806034
- Rayan, N. , Zaky, A. , Eltyb, H. , Zeidan, A. and Zahran, A. (2019) The Prognostic Significance of Pre and Post Treatment Neutrophil to Lymphocyte Ratio in Breast Cancer Patients. *Journal of Cancer Therapy*, 10, 525-536.






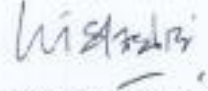
- Reddy, G. M., Suresh, P. K., & Pai, R. R. (2017). Clinicopathological Features of Triple Negative Breast Carcinoma. *Journal of clinical and diagnostic research : JCDR*, 11(1), EC05–EC08.
- Ren, K., Yin, Y., He, F., Shao, Y., & Wang, S. (2018). Prognostic role of derived neutrophil-to-lymphocyte ratio in surgical triple-negative breast cancer. *Cancer Management and Res, Volume 10*, 4891–4898
- Salgado R, Denkert C, Demaria S, Sirtaine N, Klauschen F, Pruneri G, *et al.*, (2015). The evaluation of tumorinfiltrating lymphocytes (TILs) in breast cancer: recommendations by an International TILs Working Group 2014. *Annals of oncology: official journal of the European Society for Medical Oncology / ESMO.*; 26(2):259–71
- Schlesinger M. (2018). Role of platelets and platelet receptors in cancer metastasis. *J of hematol & oncol*, 11(1), 125.
- Schmid P, Cortes J, Pusztai L, McArthur H, Kümmel S, Bergh J, *et al.* (2020). Pembrolizumab for early triplenegative breast cancer. *N Engl J Med*;382:810-21.
- Schoenfeld, D. A. (1983). *Sample-Size Formula for the Proportional-Hazards Regression Model. Biometrics*, 39(2), 499.
- Selders, G. S., Fetz, A. E., Radic, M. Z., & Bowlin, G. L. (2017). An overview of the role of neutrophils in innate immunity, inflammation and host-biomaterial integration. *Regenerative Biomaterials*, 4(1), 55–68
- Seretis C, Seretis F, Lagoudianakis E, Politou M, Gemenetzi G, Salemis NS. (2012). Enhancing the accuracy of platelet to lymphocyte ratio after adjustment for large platelet count: a pilot study in breast cancer patients. *Int J Surg Oncol.*;653608
- Setyawati, Y., Rahmawati, Y., Widodo, I., Ghozali, A., & Purnomosari, D. (2018). The Association between Molecular Subtypes of Breast Cancer with Histological Grade and Lymph Node Metastases in Indonesian Woman. *Asian Pacific j of cancer prev: APJCP*, 19(5), 1263– 1268
- Shalapour, S., & Karin, M. (2015). Immunity, inflammation, and cancer: an eternal fight between good and evil. *J of Clin Inves*, 125(9), 3347–3355.
- Sherry, A., Newman, N., Chakravarthy, A., Mayer, I., & Rafat, M. (2019). Post-Radiotherapy Inflammation Predicts Recurrence and Mortality in Stage I-III Triple-Negative Breast Cancer. *International Journal of Radiation Oncology\*Biophysics*, 105(1)
- Shi, Y., J.E. Evans and K.L. Rock, (2003). Molecular identification of a danger signal that alerts the immune system to dying cells. *Nature*, 425: 516- 521
- Singh, D., Roy, N., Das, SM. (2020). Epidemiology, Pattern of Recurrence and Survival in Triple-negative Breast Cancer: A Retrospective Analysis. *Asian Pac J Cancer Care*, 5 (2), 87-94
- Tan, A (ed). (2018). Triple-Negative Breast Cancer: A Clinician’s Guide. Springer International Publishing.
- Thike, A. A., Cheok, P. Y., Jara-Lazaro, A. R., Tan, B., Tan, P., & Tan, P. H. (2010). Triple-negative breast cancer: clinicopathological characteristics and relationship with basal-like breast cancer. *Mod Pathol*, 23(1): 123-33
- Tian, M., Zhong, Y., Zhou, F., Xie, C., Zhou, Y., & Liao, Z. (2015). Platinum-

- based therapy for triple-negative breast cancer treatment: A meta-analysis. *Molecular and clin oncol*, 3(3), 720–724
- Tun, N., Villani, G., Ong, K., Yoe, L., & Bo, Z. (2013). Risk of having BRCA1 mutation in high-risk women with triple-negative breast cancer: a meta-analysis. *Clinical Genetics*, 85(1), 43–48.
- Uribe-Querol E, Rosales C. (2015). Neutrophils in Cancer: Two Sides of the Same Coin. *J Immunol Res.*; 2015:983698
- Urru, S., Gallus, S., Bosetti, C., Moi, T., Medda, R., Sollai, E., *et al.*, (2018). Clinical and pathological factors influencing survival in a large cohort of triple-negative breast cancer patients. *BMC cancer*, 18(1), 56.
- Victorino, VJ., Jeremias, IC., and Martins Assunção, AK. (2014). Immunological processes in cancer: a link between inflammation and immunity. *Am. J. Immunol.* 10 (2): 93-106
- Waks AG, Winer EP. (2019). Breast Cancer Treatment: A Review. *JAMA.* ;321(3):288–300
- Walsh EM, Keane MM, Wink DA, Callagy G, Glynn SA. (2016). Review of Triple Negative Breast Cancer and the Impact of Inducible Nitric Oxide Synthase on Tumor Biology and Patient Outcomes. *Crit Rev Oncog.*;21(5-6):333–351
- Wang, W., Wu, J., Zhang, P., Fei, X., Zong, Y., Chen, X., *et al.*, (2016). Prognostic and predictive value of Ki-67 in triple-negative breast cancer. *Oncotarget*, 7(21), 31079–31087
- Willik, K. D., Koppelmans, V., Hauptmann, M., Compter, A., Ikram, M. A., & Schagen, S. B. (2018). Inflammation markers and cognitive performance in breast cancer survivors 20 years after completion of chemotherapy: A cohort study. *Breast Cancer Res*, 20(1).
- Wu, L., Zou, S., Wang, C., Tan, X., & Yu, M. (2019). Neutrophil-to-lymphocyte and platelet-to-lymphocyte ratio in Chinese Han population from Chaoshan region in South China. *BMC cardiovascular disorders*, 19(1), 125.
- Wu, Q., Ma, G., Deng, Y., Luo, W., Zhao, Y., Li, W., & Zhou, Q. (2019). Prognostic Value of Ki-67 in Patients With Resected Triple-Negative Breast Cancer: A Meta-Analysis. *Frontiers in Oncol*, 9.
- Xuan Q, Yang Y, Ji H, Tang S, Zhao J, Shao J, *et al.*, (2019). Combination of the reoperative Albumin to Globulin Ratio and Neutrophil to Lymphocyte Ratio as a Novel Prognostic Factor in Patients with Triple Negative Breast Cancer. *Cancer management and res*, 11, 5125–5131
- Yeh, J., Chun, J., Schwartz, S., dan Wang A., Kern, E, Guth, AA., *et al.*, (2017). Clinical Characteristics in Patients with Triple Negative Breast Cancer. *Int J Breast Cancer*, 1796145, 5 pages.
- Yi F, Gu Y, Chen S, Liu Y, Yin W, Zhang Y, *et al.*, (2018). Impact of the Pretreatment or Posttreatment NLR and PLR on the Response of First Line Chemotherapy and the Outcomes in Patients with Advanced Non-small Cell Lung Cancer. *Zhongguo fei ai za zhi = Chinese Journal of Lung Cancer*. Jun;21(6):481-492.
- Yin L, Shuang H, Sheng C, Liang H, Sun XJ, Yang WT, Shao ZM. (2018). The Prognostic Value of Nodal Staging in Triple-Negative Breast Cancer - A

- Cohort from China. *Sci Rep.* Jun 13;8(1):9007.
- Youlten DR, Cramb SM, Yip CH, Baade PD. (2014). Incidence and mortality of female breast cancer in the Asia-Pacific region. *Cancer Biol Med.*; 11(2):101–115
- Zhang M, Huang XZ, Song YX, Gao P, Sun JX, Wang ZN. (2017). High Platelet-to-Lymphocyte Ratio Predicts Poor Prognosis and Clinicopathological Characteristics in Patients with Breast Cancer: A Meta-Analysis. *Biomed Res Int.*;2017:9503025.

## LAMPIRAN

### Ethical Clearance

 <b>MEDICAL AND HEALTH RESEARCH ETHICS COMMITTEE (MHREC)</b> FACULTY OF MEDICINE, PUBLIC HEALTH AND NURSING UNIVERSITAS GADJAH MADA – DR. SARDJITO GENERAL HOSPITAL 	
<b>ETHICS COMMITTEE APPROVAL</b>	
Ref. No. : KE/FK/0657EC/2020	
Title of the Research Protocol	: Nilai Prognostik Rasio Netrofil Limfosit dan Rasio Trombosit Limfosit pada Kesintasan Pasien Kanker Payudara Tripel Negatif yang Mendapat Kemoterapi Adjuvan di RSUP Dr. Sardjito Yogyakarta
Document(s) Approved and version	: Study Protocol version 02 2020
Principle Investigator	: Muhammad Faris
Participating Investigator(s)	: 1. dr. Ibnu Purwanto, Sp.PD-KHOM, 2. dr. Kartika Widayati, Sp.PD-KHOM.
Date of Approval	: <b>12 JUN 2020</b> (Valid for one year beginning from the date of approval)
Institution(s)/place(s) of research	: Instalasi Kanker Terpadu Tulip, Sub Bagian Hematologi Onkologi Medik Penyakit Dalam RSUP Dr. Sardjito Yogyakarta; Laboratorium Patologi Klinik RSUP Dr. Sardjito Yogyakarta
The Medical and Health Research Ethics Committee (MHREC) states: that the document above meets the ethical principle outlined in the International and National Guidelines on ethical standards and procedures for researches with human beings.	
The Medical and Health Research Ethics Committee (MHREC) has the right to monitor the research activities at any time.	
The investigator(s) is/are obliged to submit: <input checked="" type="checkbox"/> Progress report as a continuing review (state its due time) <input checked="" type="checkbox"/> Report of any serious adverse events (SAE) <input checked="" type="checkbox"/> Final report upon the completion of the study	
 Dr. dr. Eti Nurwening Sholikhah, M.Kes., M.Med.Ed. Panel's vice chairperson	 dr. Rizka Humardewyanti A., Sp.PD-KPTI Panel's secretary
P.S: This letter uses signature scan of the panel's chairperson and Secretary of the Ethics Committee. The hardcopy official letter with authority's signature will be issued when it is possible and are kept as an archive of the Ethics Committee	
Validation number : 5ee250b2550c2 ( <a href="http://komisietik.fk.ugm.ac.id/validasi/">http://komisietik.fk.ugm.ac.id/validasi/</a> )	
