



## **DAFTAR PUSTAKA**

- Angelina, A., Siregar, N.C., Arisanty, R. 2020. Wilms' tumor 1 protein expression in embryonal and alveolar rhabdomyosarcoma and its association with clinical prognostic factors: a cross-sectional study. *Med J Indones.* 2020;29:47–52. doi: 10.13181/mji.oa.193326
- Bailey, K.A., Wexler, L.H. 2020. Pediatric rhabdomyosarcoma with bone marrow metastasis. *Pediatr Blood Cancer.* 67(5):e28219. doi: 10.1002/pbc.28219.
- Bansal, D., Das, A., Trehan, A., Kapoor, R., Panda, N.K., Srinivasan, R., et al., 2017. Pediatric rhabdomyosarkoma in India: A single-center experience. *Indian Pediatr.* 54: 735–738. doi:10.1007/s13312-017-1164-5
- Beverly Raney, R., Maurer, H.M., Anderson, J.R., Andrassy, R.J., Donaldson, S.S., Qualman, S.J., et al., 2001. The Intergroup Rhabdomyosarcoma Study Group (IRSG): Major lessons from the IRS-I through IRS-IV studies as background for the current IRS-V treatment protocols, in: *Sarcoma.* pp. 9–15. doi:10.1080/13577140120048890
- Bhaskar Bhuvan, L., Radhakrishnan, V., Raja, A., Ganesarajah, S., & Sagar, T., 2019. Outcomes in rhabdomyosarcoma: Experience from a tertiary cancer center in India. *Cancer Res. Stat. Treat.* 2: 4–9. doi:10.4103/CRST.CRST\_14\_19
- Bhurgri, Y., Mazhar, A., Bhurgri, H., Usman, A., Malik, J., Bhurgri, A., et al. 2004. Orbital embryonal rhabdomyosarcoma in Karachi (1998-2002). *J Pak Med Assoc.* 54(11):561-5.
- Carbone, A., 2020. Cancer classification at the crossroads. *Cancers (Basel).* 12: 10–15. doi:10.3390/cancers12040980
- Casey, D.L., & Wolden, S.L., 2018. Rhabdomyosarcoma of the Head and Neck: A Multimodal Approach. *J. Neurol. Surgery, Part B Skull Base* 79: 58–64. doi:10.1055/s-0037-1617450
- Chou, S.W., Chang, H.H., Lu, M.Y., Yang, Y.L., Lin, D.T., Lin, K.H., et al., 2019. Clinical outcomes of pediatric patients with newly diagnosed rhabdomyosarkoma treated by two consecutive protocols – A single institution report in Taiwan. *J. Formos. Med. Assoc.* 118: 332–340. doi:10.1016/j.jfma.2018.05.015
- Dang-Tan, T., & Franco, E.L., 2007. Diagnosis delays in childhood cancer: A review, in: *Cancer.* pp. 703–713. doi:10.1002/cncr.22849
- Diakatou, V., & Vassilakou, T., 2020. Nutritional Status of Pediatric Cancer Patients at Diagnosis and Correlations with Treatment, Clinical Outcome and the Long-Term Growth and Health of Survivors. *Children* 7: 218. doi:10.3390/children7110218
- Kim J.R., Yoon H.M., Koh K.N., Jung A.Y., Cho Y.A., Lee J.S, 2017. Rhabdomyosarcoma in Children and Adolescents: Patterns and Risk Factors of



- Distant Metastasis. *Am. J. Roentgenol.* 209: 409–416.  
doi:10.2214/AJR.16.17466
- El Nadi, E., Moussa, E.A.H., Zekri, W., Taha, H., Yones, A., Zaghloul, M.S., et al., 2015. Erratum: Outcome of Rhabdomyosarkoma in First Year of Life: Children's Cancer Hospital 57357 Egypt(Sarcoma (2013) 2013 (7)). *Sarcoma* 2015. doi:10.1155/2015/721253
- Elsebaie, M.A.T., Amgad, M., Elkashash, A., Elgebaly, A.S., Ashal, G.G.E.L., Shash, E., et al., 2018. Management of low and intermediate risk adult rhabdomyosarkoma: A pooled survival analysis of 553 patients. *Sci. Rep.* 8: 1–12. doi:10.1038/s41598-018-27556-1
- Ferrari A, Lo Vullo S, Giardiello D, Veneroni L, Magni C, Clerici CA, et al., 2016. The Sooner the better? How diagnostic delay correlates with outcome in children and adolescents with solid tumors: Regression Tree analysis of the findings of a prospective study. *Pediatr Blood Cancer* 63:479-85. doi: 10.1002/pbc.25833
- Ferrari, A., Miceli, R., Casanova, M., Meazza, C., Favini, F., Luksch, R., et al., 2010. The diagnostic delay in children and adolescents with soft tissue sarcomas. *Cancer* 116: 177–183. doi:10.1002/cncr.24695
- Finegold, M.J., Lopez-Terrada, D.H., Bowen, J., Washington, M.K., & Qualman, S.J., 2007. Protocol for the examination of specimens from pediatric patients with hepatoblastoma. *Arch. Pathol. Lab. Med.* 131: 520–529. doi:10.5858/2007-131-520-pfteos
- Fletcher C.D.M., Bridge J.A., Hogendoorn P.C.W., Mertens F. WHO classification of tumours of soft tissue and bone. 4th ed. Lyon, France: International Agency for Research on Cancer; 2013. World Health Organization Classification of Tumours; vol 5
- Friedrich, P., Itriago, E., Rodriguez-Galindo, C., & Ribeiro, K., 2017. Racial and Ethnic Disparities in the Incidence of Pediatric Extracranial Embryonal Tumors. *J. Natl. Cancer Inst.* 109: 1–9. doi:10.1093/jnci/djx050
- Haimi, M., Nahum, M.P., & Arush, M.W. Ben, 2004. Delay in diagnosis of children with cancer: A retrospective study of 315 children. *Pediatr. Hematol. Oncol.* 21: 37–48. doi:10.1080/08880010490263579
- Han, D., Li, C., Li, X., Huang, Q., Xu, F., Zheng, S., et al., 2020. Prognostic Faktors in Patients with Rhabdomyosarkoma Using Competing-Risks Analysis: A Study of Cases in the SEER Database. *J. Oncol.* 2020. doi:10.1155/2020/2635486
- Handayani K., Sitaresmi M.N., Supriyadi E., Widjajanto P.H., Susilawati F., Van de Ven P.M., et al. Delays in diagnosis and treatment of childhood cancer in Indonesia. *Pediatr Blood Cancer.* 2016;63:2189-96.
- Hanna, T.P., King, W.D., Thibodeau, S., Jalink, M., Paulin, G.A., Harvey-Jones, E., et al., 2020. Mortality due to cancer treatment delay: systematic review and



- meta-analysis. *BMJ* 371: m4087. doi:10.1136/bmj.m4087
- Heske, C.M., & Mascarenhas, L., 2021. Relapsed Rhabdomyosarcoma. *J. Clin. Med.* 10: 804. doi:10.3390/jcm10040804
- Hsieh, M.-C., Wu, X.-C., Andrews, P.A., & Chen, V.W., 2013. Racial and Ethnic Disparities in the Incidence and Trends of Soft Tissue Sarcoma Among Adolescents and Young Adults in the United States, 1995–2008. *J. Adolesc. Young Adult Oncol.* 2: 89–94. doi:10.1089/jayao.2012.0031
- Huang, C., Jian, B., Su, Y., Xu, N., Yu, T., He, L., et al., 2021. Clinical features and prognosis of paediatric rhabdomyosarcoma with bone marrow metastasis: a single Centre experiences in China, in: *BMC Pediatrics*. pp. 1–8. doi:10.1186/s12887-021-02904-9
- Ismunandar, H., Himayani, R., Adifa, D.P., Ilmu, B., Mata, P., Kedokteran, F., et al., 2021. Gambaran Klinis dan Prognosis Rhabdomyosarkoma pada Anak Clinical Features and Prognosis of Rhabdomyosarcoma in Children 10: 581–587.
- James, B.O., Ajayi, S.O., Ogun, O.A., & Oladokun, R.E., 2009. Factors influencing time to diagnosis of childhood cancer in Ibadan, Nigeria. *Afr. Health Sci.* 9: 247–253.
- Joshi D., Anderson J. R., Paidas C., Breneman D.M, Parham, Crist W. Age is an independent factor in rhabdomyosarcoma: a report from the Soft Tissue Sarcoma Committee of the Children's Oncology Group. *Pediatr Blood Cancer.* 2004;42(1): 64-73.
- Handayani, K., Sitaresmi, M.N., Supriyadi, E., Widjajanto, P.H., Susilawati, D., Njuguna, F., et al., 2016. Delays in diagnosis and treatment of childhood cancer in Indonesia. *Pediatr. Blood Cancer* 63: 2189–2196. doi:10.1002/pbc.26174
- Martin-Giacalone, B.A., Weinstein, P.A., Plon, S.E., & Lupo, P.J., 2021. Pediatric Rhabdomyosarcoma: Epidemiology and Genetic Susceptibility. *J. Clin. Med.* 10: 2028. doi:10.3390/jcm10092028
- Midékor Gonébo, K.A., Sounkééré Soro, M., Bonny Obro, R., Kouassi Dria, A.K.S., Ouattara, S.J.J., Aké, Y.L., et al., 2023. Prognosis of childhood abdominopelvic rhabdomyosarcoma: Case series, in: *Journal of Pediatric Surgery Case Reports*. Elsevier Inc., p. 102633. doi:10.1016/j.epsc.2023.102633
- Nandra, R., Hwang, N., Matharu, G.S., Reddy, K., & Grimer, R., 2015. One-year mortality in patients with bone and soft tissue sarcomas as an indicator of delay in presentation. *Ann. R. Coll. Surg. Engl.* 97: 425–433. doi:10.1308/003588415X14181254790284
- Oberlin, O., Rey, A., Lyden, E., Bisogno, G., Stevens, M.C.G., Meyer, W.H., et al., 2008. Prognostic factors in metastatic rhabdomyosarkomas: Results of a



- pooled analysis from United States and European Cooperative Groups. *J. Clin. Oncol.* 26: 2384–2389. doi:10.1200/JCO.2007.14.7207
- Ognjanovic, S., Linabery, A., Charbonneau, G., & Ross, J., 2009. Trends in Childhood RMS Incidence and Survival in the US. *Cancer* 115: 4218–4226. doi:10.1002/cncr.24465.Trends
- Otmani, N., & Khattab, M., 2016. Advanced Orofacial Rhabdomyosarkoma: A Retrospective Study of 31 Cases. *Int. Arch. Otorhinolaryngol.* 20: 207–211. doi:10.1055/s-0035-1570117
- Oue T., Uehara S., Yamanaka H., Takama Y., Oji Y., Fukuzawa M.. Expression of Wilms tumor 1 gene in a variety of pediatric tumors. *J Pediatr Surg.* 2011;46(12):2233–8.
- Panda, S.P., Chinnaswamy, G., Vora, T., Prasad, M., Bansal, D., Kapoor, G., et al., 2017. Diagnosis and Management of Rhabdomyosarkoma in Children and Adolescents: ICMR Consensus Document. *Indian J. Pediatr.* 84: 393–402. doi:10.1007/s12098-017-2315-3
- Preechawetchakul, P., Sripornsawan, P., Rajborirug, S., Sangkhathat, S., Sangsupavanich, P., & Chotsampancharoen, T., 2022. Inferior Clinical Outcomes of Pediatric Rhabdomyosarcoma in Thailand: A 16-Year Experience in a Single Tertiary Institution, in: *Asian Pacific Journal of Cancer Prevention*. pp. 2805–2811. doi:10.31557/APJCP.2022.23.8.2805
- Pusat Data dan Informasi Kementerian, 2015. Situasi Penyakit Kanker.
- Ren, S., Wang, Z., Huang, X., Sun, L., Shao, J., & Ye, Z., 2018. Prognostic factors for postoperative survival among patients with rhabdomyosarcoma of the limbs, in: *Cancer Management and Research*. pp. 4181–4189. doi:10.2147/CMAR.S175734
- Renarti, L., Fatharani, N., & Suryawan, N., 2020. Clinical Characteristics of Rhabdomyosarcoma in Children: A 4-Year Study in a Tertiary Hospital, in: *Althea Medical Journal*. pp. 136–141. doi:10.15850/amj.v7n3.1871
- Salman, M., Tamim, H., Medlej, F., El-Ariss, T., Saad, F., Boulos, F., *et al.* 2012. Rhabdomyosarcoma treatment and outcome at a multidisciplinary pediatric cancer center in Lebanon. *Pediatr Hematol Oncol.* 29(4):322-34. doi: 10.3109/08880018.2012.676721
- Sastroasmoro, S., & Ismael, S., 2011. *Dasar-dasar Metodologi Penelitian Klinis*, 4th ed. Sagung Seto, Jakarta.
- Shrestha, A., Ritz, B., Ognjanovic, S., Lombardi, C.A., Wilhelm, M., & Heck, J.E., 2013. Early life factors and risk of childhood rhabdomyosarkoma. *Front. Public Heal.* 1: 1–8. doi:10.3389/fpubh.2013.00017
- Sinha, T., 2018. Tumors: Benign and Malignant. *Cancer Ther. Oncol. Int. J.* 10: 1–3. doi:10.19080/ctoj.2018.10.555790
- Skapek Stephen X., Ferrari A., Gupta A., Lupo P.J., Butler E., Shipley, et al., 2020. Rhabdomyosarcoma. *Nat Rev Dis Primers.* 5(1): 1. doi:10.1038/s41572-018-








0051-2.

- Soomers, V., Husson, O., Young, R., Desar, I., & Van Der Graaf, W., 2020. The sarcoma diagnostic interval: A systematic review on length, contributing factors and patient outcomes. *ESMO Open* 5: e000592. doi:10.1136/esmoopen-2019-000592
- Sotobori T., Ueda T., Oji Y., Naka N., Araki N., Myoui A., et al. Prognostic significance of Wilms tumor gene (WT1) mRNA expression in soft tissue sarcoma. *Canc.* 2006;106(10):2233–40.
- Stevens, M., Frobisher, C., Hawkins, M., Jenney, M., Lancashire, E., Reulen, R., et al., 2008. The British Childhood Cancer Survivor Study: Objectives, methods, population structure, response rates and initial descriptive information. *Pediatr. Blood Cancer* 50: 1018–1025. doi:10.1002/pbc
- Van Gaal, J.C., Van Der Graaf, W.T.A., Rikhof, B., Van Hoesel, Q.G.C.M., Teerenstra, S., Suurmeijer, A.J.H., et al., 2012. The impact of age on outcome of embrional and alveolar rhabdomyosarkoma patients. A multicenter study. *Anticancer Res.* 32: 4485–4498.
- Wang, X., Feng, J., Li, Z., Zhang, X., Chen, J., & Feng, G., 2020. Characteristics and prognosis of embrional rhabdomyosarkoma in children and adolescents: An analysis of 464 cases from the SEER database. *Pediatr. Investig.* 4: 242–249. doi:10.1002/ped4.12220
- Wasti, A.T., Mandeville, H., Gatz, S., & Chisholm, J.C., 2018. Rhabdomyosarkoma, *Paediatrics and Child Health (United Kingdom)*. doi:10.1016/j.paed.2018.03.001
- Wen, Y., Huang, D., Zhang, W., Zhang, Y., Hu, H., & Li, J., 2020. Radiation therapy is an important faktor to improve survival in pediatric patients with head and neck rhabdomyosarkoma by enhancing lokal control: A historical cohort study from a single center. *BMC Pediatr.* 20: 1–10. doi:10.1186/s12887-020-02165-y
- Xinxin Z , Kun M, Jaling W, Wenming W, Lin M, Deliang H. A prospective evaluation of the combined helical tomotherapy and chemotherapy in pediatric patients with unresectable rhabdomyosarkoma of the temporal bone. *Cell biochem biophys*; 2014 Sep;70(1): p103-8. doi: 10.1007/s12013-014- 9864-0.
- Yang, L., Takimoto, T., & Fujimoto, J., 2014. Prognostic model for predicting overall survival in children and adolescents with rhabdomyosarkoma. *BMC Cancer* 14: 1–7. doi:10.1186/1471-2407-14-654



## LAMPIRAN

### Lampiran 1 – *Ethics committee approval*

	<b>MEDICAL AND HEALTH RESEARCH ETHICS COMMITTEE (MHREC) FACULTY OF MEDICINE, PUBLIC HEALTH AND NURSING UNIVERSITAS GADJAH MADA – DR. SARDJITO GENERAL HOSPITAL</b>	
<b>ETHICS COMMITTEE APPROVAL</b>		
Ref. No. : KE/FK/0291/EC/2022		
Title of the Research Protocol	: Durasi Gejala ( <i>Diagnostic Delay</i> ) Sebagai Faktor Prediktor Kesintasan Rabdomiosarkoma pada Anak	
Document(s) Approved and version	: Study Protocol version 02 2022	
Principle Investigator	: Chatarina Ratna Kurniasari	
Participating Investigator(s)	: 1. dr. Bambang Ardianto, M.Sc., Ph.D., Sp.A(K). 2. dr. Sasmito Nugroho, Sp.A(K).	
Date of Approval	: <b>18 MAR 2022</b> (Valid for one year beginning from the date of approval)	
Institution(s)/place(s) of research	: RSUP Dr. Sardjito	
The Medical and Health Research Ethics Committee (MHREC) states that the document above meets the ethical principle outlined in the International and National Guidelines on ethical standards and procedures for researches with human beings.		
The Medical and Health Research Ethics Committee (MHREC) has the right to monitor the research activities at any time.		
The investigator(s) is/are obliged to submit:		
<input checked="" type="checkbox"/> Progress report as a continuing review (state its due time)		
<input checked="" type="checkbox"/> Report of any serious adverse events (SAE)		
<input checked="" type="checkbox"/> Final report upon the completion of the study		
		
Prof. dr. Tri Wibawa, Ph.D., Sp.MK(K). Panel's chairperson	dr. Yana Supriatna, Sp.Rad(K)., Ph.D. Panel's secretary	
P.S: This letter uses signature scan of the panel's chairperson and Secretary of the Ethics Committee. The hardcopy official letter with authority's signature will be issued when it is possible and are kept as an archive of the Ethics Committee		Validation number : 6231a74dbb55b ( <a href="http://komisietk.fk.ugm.ac.id/validasi">http://komisietk.fk.ugm.ac.id/validasi</a> )
		
<i>Recognized by Forum for Ethical Review Committees in Asia and the Western Pacific (FERCAP)</i> 16-Mar-22		