

DAFTAR PUSTAKA

- Alfarissi, M. dan Taufiqurrahman. 2021. Hubungan hiperkolesterolemia dengan fungsikognitif. <https://dspace.uui.ac.id/bitstream/handle/123456789/31258/16711164.pdf?sequence=1>.
- Akhter-Khan, S.C., Tao, Q., Ang, T.F.A., Itchapurapu, I.S., Alosco, M.L., Mez, J.,... Qiu, W.Q. 2021. Associations of loneliness with risk of Alzheimer's disease dementia in the Framingham Heart Study. *Alzheimer's & Dementia*.12(221).
- Altmann, M., Thommessen, B., Rønning, O. M., Benth, J. Š., Reichenbach, A. S., & Fure, B. 2016. Middle Cerebral Artery Pulsatility Index is Associated with Cognitive Impairment in Lacunar Stroke. *Journal of neuroimaging : official journal of the American Society of Neuroimaging*, 26(4), 431–435. <https://doi.org/10.1111/jon.12335>
- Anstey, K.J., Peters, R., Mortby, M.E., Kiely, K.M., Eramudugolla, R., Cherbuin, N., Dixon, R.A. 2021. Association of sex differences in dementia risk factors with sex differences in memory decline in a population-based cohort spanning 20–76 years. *Scientific Reports*. 11(1).
- Avci Gulen, H.K., Yildirim, A., Emre, U., Karagoz, Y. & Arda Akbas, E. 2017. Evaluation of MoCA Scale Ratings with Cognitive Level Correlation in Mild Cognitive Disorders. *Istanbul Medical Journal*. 18(1):18–22.
- Alvarado., Mimenza, A.J., Brito, C.G., Gareri, P., Navarro, S.G., Sandoval, L., 2017. Latin American Delphi Consensus on Vascular Cognitive Impairment : Definitions, Clinical Features, Patophysiology, Prevention and Treatment. *Journal of Neurology and Neuroscience*. Vol 8 No 5: 224.
- Alzheimer's Indonesia. 2021. Statistik tentang Demensia. Diakses dari : <https://alzi.or.id/>
- Alzheimer's Disease International (ADI). 2015. World Alzheimer's Report 2015, the Global Impact of Demensia, An Analysis of Prevalence, Incidence, Cost and Trends. Alzheimer's Disease International
- Alzheimer's Disease International (ADI). 2016. The Global Voice of Dementia, Dementia Friendly Communities Key Principles. Alzheimer's Disease International.
- Alzheimer's Disease International (ADI). 2020. Risk Factors and Risk Reduction. Alzheimer's Disease International.
- American Psychiatric Association, Diagnostic and Statistic Manual of Mental Disorder, American Psychiatric Association, United States of America, 5th ed., 2013.
- Astuti, E. D., Suryani, E., & Andriyani, A. 2020. Pengaruh Latihan Brisk Walking Terhadap Tekanan Darah pada Lansia dengan Hipertensi di Klinik Mitra Husada Gunungkidul. *Jurnal Kesehatan Masyarakat Dan Lingkungan*

- Hidup, Vol. 5, 112–118. Tersedia di : http://e-journal.sarimutiara.ac.id/index.php/Kesehatan_Masyarakat/article/view/1604.
- Azwar, M.K., Setiati S. Modifiable risk factors for dementia in Indonesia's urban population. *Acta Med Indones.* 2020;52(4):31-41.
- American Psychiatric Association. 2013. Diagnostic and Statistical Manual of Mental Disorders, 5th edn. Washington, DC : American Psychiatric Association.
- Badan Pusat Statistik (BPS). 2017. Statistik Penduduk Lanjut Usia 2017. Jakarta : Badan Pusat Statistik.
- Badan Pusat Statistik (BPS). 2022. Statistik Penduduk Lanjut Usia 2022. Jakarta : BPS
- Barrios, J. M. V., Schreiber, S. J., Rohl, J., Klingebiel, R., Connolly, F. 2016. *Neurosonology and Neuroimaging of Stroke : A Comprehensive Reference.*
- Barry, K.C., Hsu, J., Broz, M.L., Cueto, F.J., Binnewies, M., Combes, A.J., Asthana, S. 2018. A natural killer–dendritic cell axis defines checkpoint therapy–responsive tumor microenvironments. *Nature Medicine.* 24(8):1178–1191.
- Battistella, V., Camara, V. D., Nogueira, C. B., Porto, F. H. G., Jamaci, L., Guillermo, C. V., Osvaldo, J. M. N., & Souza, J. A. 2020. Transcranial Doppler could help to differentiate the types of dementia? A pilot study when CSF biomarkers are not available. *Journal of neural transmission (Vienna, Austria : 1996)*, 127(6), 899–904. <https://doi.org/10.1007/s00702-020-02178-y>
- Bonkhoff, A. K., Lim, J. S., Bae, H. J., Weaver, N. A., Kuijf, H. J., Biesbroek, J. M., Rost, N. S., & Bzdok, D. 2021. Generative lesion pattern decomposition of cognitive impairment after stroke. *Brain communications*, 3(2), fcab110. <https://doi.org/10.1093/braincomms/fcab110>
- Cao Q, Tan CC, Xu W, et al. 2020. The Prevalence of Dementia: A Systematic Review and Meta-Analysis. *J Alzheimers Dis*;73(3):1157-1166. doi:10.3233/JAD-191092
- Carnevale, L. & Lembo, G. 2019. Innovative MRI Techniques in Neuroimaging Approaches for Cerebrovascular Diseases and Vascular Cognitive Impairment. *International Journal of Molecular Sciences.* 20(11):2656.
- Catindig, J. A., Venkatasubramanian, N., Ikram, M. K., Chen, C. 2012. Epidemiology of dementia in Asia: Insights on prevalence, trends and novel risk factors. *J Neurol Sci.* 321:11–6. doi: 10.1016/j.jns.2012.07.023
- Chung, C. P., Lee, H. Y., Lin, P. C., & Wang, P. N. 2017. Cerebral Artery Pulsatility is Associated with Cognitive Impairment and Predicts Dementia in Individuals with Subjective Memory Decline or Mild Cognitive Impairment. *Journal of Alzheimer's disease : JAD*, 60(2), 625–632. <https://doi.org/10.3233/JAD-170349>

- D.A. Wolk, B.C. Dickerson. 2021. Clinical features and diagnosis of Alzheimer disease. UpToDate. https://www.uptodate.com/contents/clinical-features-and-diagnosis-of-alzheimer-disease?topicRef=5083&source=see_link#H
- D 'andrea, A., Conte, M., Cavallaro, M., Scarafile, R., Riegler, L., Cocchia, R., et al. 2016. Transcranial Doppler ultrasonography: from methodology to major clinical applications. *World J Cardiol.* 8:383–400. doi: 10.4330/wjc.v8.i7.383
- Dahlan, S. 2018. Besar Sampel Dan Cara Pengambilan Sampel Dalam Penelitian Kedokteran Dan Kesehatan. Jakarta : Salemba Medika.
- Dahlan, S. 2020. Statistik Untuk Kedokteran Dan Kesehatan Deskriptif, Bivariat dan Multivariat. Jakarta : Salemba Medika.
- Danat, I. M., Clifford, A., Partridge, M., Zhou, W., Bakre, A. T., Chen, A., McFeeters, D., Smith, T., Wan, Y., Copeland, J., Anstey, K. J., & Chen, R. 2019. Impacts of Overweight and Obesity in Older Age on the Risk of Dementia: A Systematic Literature Review and a Meta-Analysis. *Journal of Alzheimer's disease : JAD*, 70(s1), S87–S99. <https://doi.org/10.3233/JAD-180763>
- De la Torre J. C. 2017. Are Major Dementias Triggered by Poor Blood Flow to the Brain? Theoretical Considerations. *Journal of Alzheimer's disease : JAD*, 57(2), 353–371. <https://doi.org/10.3233/JAD-161266>
- Dhikav, V. & Anand, K. 2011. Potential predictors of hippocampal atrophy in Alzheimer's disease. *Drugs & aging.* 28(1):1–11.
- Dhikav, V. & Anand, K. 2012. Hippocampus in health and disease: An overview. *Annals of Indian Academy of Neurology.* 15(4):239.
- Dichgans, M., Markus, H.S., Salloway, S., Verkkoniemi, A., Moline, M., Wang, Q., et al. 2008. Donepezil in patients with subcortical vascular cognitive impairment: a randomised double-blind trial in CADASIL. *The Lancet Neurology.* 7(4):310–318.
- Dichgans, M., & Zietemann, V. 2012. Prevention of vascular cognitive impairment. *Stroke*, 43(11), 3137–3146. <https://doi.org/10.1161/STROKEAHA.112.651778>
- Dominguez, J., Jiloca, L., Fowler, K.C., De Guzman, Ma.F., Dominguez-Awao, J.K., Natividad, B., ... Phung, T.K.T. 2021. Dementia Incidence, Burden and Cost of Care: A Filipino Community-Based Study. *Frontiers in Public Health.* 9(1).
- Dukelow, T., Lawrence, E. G., Jacobson, L., Vassilev, P., Koychev, I., Muhammed, K., & Kennelly, S. P. 2023. Modifiable risk factors for dementia, and awareness of brain health behaviors: Results from the Five Lives Brain Health Ireland Survey (FLBHIS). *Frontiers in psychology*, 13, 1070259. <https://doi.org/10.3389/fpsyg.2022.1070259>
- Elias, M. F., Elias, P. K., Sullivan, L. M., Wolf, P.A., D'Agostino, R. B. 2003. Lower cognitive function in the presence of obesity and hypertension: the Framingham heart study. *Int J Obes.* 27:260–8. doi: 10.1038/sj.ijo.802225
- Engedal, K., Gjøra, L., Bredholt, T., Thingstad, P., Tangen, G.G., Ernsten, L., et al. 2021. Sex Differences on Montreal Cognitive Assessment and Mini-Mental State Examination Scores and the Value of Self-Report of Memory

- Problems among Community Dwelling People 70 Years and above: The HUNT Study. *Dementia and Geriatric Cognitive Disorders*. 50(1):74–84.
- Farida, Haris, S., Kurniawan, M. 2014. Profil Doppler Transkranial pada Gangguan Fungsi Kognitif Pasca Stroke Iskemik. *Neurona* Vol 31 No. 2 Juni.
- Farina, N., Jacobs, R., Turana, Y., Fitri, F. I., Schneider, M., Theresia, I., Docrat, S., Sani, T. P., Augustina, L., Albanese, E., Comas-Herrera, A., Du Toit, P., Ferri, C. P., Govia, I., Idris, A., Knapp, M., & Banerjee, S. 2023. Comprehensive measurement of the prevalence of dementia in low- and middle-income countries: STRiDE methodology and its application in Indonesia and South Africa. *BJPsych open*, 9(4), e102. <https://doi.org/10.1192/bjo.2023.76>
- Fauzi, A. Al, Aji, Y. K., Suroto, N. S. 2019. Neuroangiography Patterns of the middle cerebral artery: study of 554 cerebral angiography results. *Journal of Clinical Neuroscience*, 68(7), 62–68. <https://doi.org/10.1016/j.jocn.2019.07.054>
- Feinkohl, I., Janke, J., Hadzidiakos, D., Slooter, A., Winterer, G., Spies, C., et al. 2019. Associations of the metabolic syndrome and its components with cognitive impairment in older adults. *BMC Geriatrics*. 19(1).
- Fitriana, L.A., Rohaedi, S., Sumartini, S., Amalia, L. & Komariyah, L. 2019. Risk Factors of Dementia in Elderly at Nursing Home. *Proceedings of the 3rd International Conference on Sport Science, Health, and Physical Education (ICSSHPE 2018)*. 1(12).
- Godefroy, O., Fickl, A., Roussel, M., Auribault, C., Bugnicourt, J. M., Lamy, C., Petitnicolas, G. 2011. Is the montreal cognitive assessment superior to the mini-mental state examination to detect poststroke cognitive impairment?: A study with neuropsychological evaluation. *Stroke*, 42(6), 1712–1716
- Gorelick, P.B., Scuteri, A., Black, S.E., Decarli, C., Greenberg, S.M., Iadecola, et al. 2011. Vascular contributions to cognitive impairment and dementia: a statement for healthcare professionals from the american heart association/american stroke association. *Stroke*. 42(9):2672–713.
- Greenberg, M. S., Arredondo, M. D. 2010. *Handbook of Neurosurgery*. Leipzig. Thieme Medical Pub.
- Gulen, H.K.A., Yildirim, A., Emre, U., Karagoz, Y., Akbas, E.A. 2017. Evaluation of MoCA Scale Ratings with Cognitive Level Correlation in Mild Cognitive Disorders. *Istanbul Med J*, 18:18-22.
- Hall, J. E. and Guyton, A. C. 2020. *Guyton and Hall: Textbook of Medical Physiology 14th Edition*, Elsevier Inc. Philadelphia: Elyse O’Grady
- Hendriks, S., Peetoom, K., Bakker, C., et al. 2021. Global Prevalence of Young-Onset Dementia: A Systematic Review and Meta-analysis. *JAMA Neurol*;78(9):1080–1090. doi:10.1001/jamaneurol.2021.2161
- Husein, N., Lumempouw, S., Ramli, Y., Herquatanto. 2010. Montreal cognitive assessment versi indonesia (moca-ina) untuk skrining gangguan fungsi kognitif. *Maj Neurona*. 27:4–15. Available online at: <http://www.neurona.web.id/paper-detail.do?id=734>

- Iadecola, C., Yaffe, K., Biller, J., Bratzke, L.C., Faraci, F.M., Gorelick, P.B., Zeki Al Hazzouri, A. 2016. Impact of Hypertension on Cognitive Function: A Scientific Statement From the American Heart Association. *Hypertension*. 68(6).
- Imami, N.H., Haryono, Y., Sensusiaty, A.D., Hamdan, M., Hidayati, H.B. 2021. Dementia in Dr Soetomo General Hospital Surabaya: A Synthetic Review of Its Characteristics. *MNJ*, 7(1).
- J.L.,Wilterdink. 2017. Frontotemporal dementia: Clinical features and diagnosis. UpToDate 2017. https://www.uptodate.com/contents/frontotemporal-dementia-clinical-features-and-diagnosis?topicRef=5083&source=see_link#H533509364
- Javaid, S. F., Giebel, C., Khan, M. A., Hashim, M. J. 2021. Epidemiology of Alzheimer's disease and other dementias: rising global burden and forecasted trends [version 1; peer review: 1 approved with reservations]. *F1000Research*, 10:425
- Jia, J., Wang, F., Wei, C., Zhou, A., Jia, X., Li, F., Tang, M., Chu, L., Zhou, Y., Zhou, C., Cui, Y., Wang, Q., Wang, W., Yin, P., Hu, N., Zuo, X., Song, H., Qin, W., Wu, L., Li, D., ... Dong, X. 2014. The prevalence of dementia in urban and rural areas of China. *Alzheimer's & dementia : the journal of the Alzheimer's Association*, 10(1), 1–9. <https://doi.org/10.1016/j.jalz.2013.01.012>
- Jia, L., Du, Y., Chu, L., Zhang, Z., Li, F., Lyu, D., Li, Y., Li, Y., Zhu, M., Jiao, H., Song, Y., Shi, Y., Zhang, H., Gong, M., Wei, C., Tang, Y., Fang, B., Guo, D., Wang, F., Zhou, A., ... COAST Group. 2020. Prevalence, risk factors, and management of dementia and mild cognitive impairment in adults aged 60 years or older in China: a cross-sectional study. *The Lancet. Public health*, 5(12), e661–e671. [https://doi.org/10.1016/S2468-2667\(20\)30185-7](https://doi.org/10.1016/S2468-2667(20)30185-7)
- K.R. Scott, A.M. Barret, Dementia syndromes: evaluation and treatment, *Expert Neurother*, 2007, 7(4) 407-422. <https://www.ncbi.nlm.nih.gov/pmc/articles/PMC2536654/>
- Kalbi, M., Catindig, J., Marasigan, S., Navarro, J. 2014. Transcranial doppler ultrasonography: a method of evaluating cognitively impaired and non-cognitively impaired elderly. *Cerebrovasc Dis*. 38:70. doi: 10.4172/2155-9562.S1.023
- Kang, J. H, Cook, N.R., Manson, J. E, *et al*. 2009. Vitamin E, vitamin C, beta carotene, and cognitive function among women with or at risk of cardiovascular disease: The Women's Antioxidant and Cardiovascular Study. *Circulation*. 2009;119(21):2772. Epub 2009 May
- Kassab, M. Y., Majid, A., Farooq, M. U., Azhary, H., Hershey, L. A., Bednarczyk, E. M., *et al*. 2007. Transcranial Doppler: an introduction for primary care physicians. *J Am Board Fam Med*. 20:65–71. doi: 10.3122/jabfm.2007.01.060128
- Keage, H. A., Churches, O. F., Kohler, M., Pomeroy, D., Luppino, R., Bartolo, M. L., & Elliott, S. 2012. Cerebrovascular function in aging and dementia: a systematic review of transcranial Doppler studies. *Dementia and geriatric*

- cognitive disorders extra*, 2(1), 258–270.
<https://doi.org/10.1159/000339234>
- Kementrian Kesehatan RI. 2015. Strategi Nasional Penanggulangan penyakit Alzheimer dan Demensia Lainnya: menuju lanjut usia sehat dan produktif. Kementrian Kesehatan RI.
- Kementrian Kesehatan RI. 2019. Indonesia Masuki Periode Aging Population. Kementrian Kesehatan RI.
- Kementrian Kesehatan RI. 2023. Mengenal Demensia Alzheimer. Yankes Kementrian Kesehatan RI.
- Koca, E., Taskapilioglu, Ö. & Bakar, M. 2017. Caregiver Burden in Different Stages of Alzheimer's Disease. *Noro psikiyatri arsivi*. 54(1):82–86.
- Korte, N., Nortley, R., & Attwell, D. 2020. Cerebral blood flow decrease as an early pathological mechanism in Alzheimer's disease. *Acta neuropathologica*, 140(6), 793–810. <https://doi.org/10.1007/s00401-020-02215-w>
- Kraus, C., Signourel, P., Subramanyam, B. 2008. Cognitive-Behavioural Treatment for Anxiety in Patients With Dementia: Two Case Studies. *J Psychiatr Pract*;14(3):186-92.
- Krist, A.H., Tong, S.T., Aycock, R.A. & Longo, D.R. 2017. Engaging patients in decision-making and behavior change to promote prevention. *Information Services & Use*. 37(2):105–122.
- Kryscio, R. J., Abner, E. L., Caban-Holt, A., *et al.* 2017. Association of Antioxidant Supplement Use and Dementia in the Prevention of Alzheimer's Disease by Vitamin E and Selenium Trial (PREADVISE). *JAMA Neurol*. 74(5):567.
- Lastri, DN. 2022. Demensia dalam Buku Ajar Neurologi Edisi Kedua Volum 1. Jakarta, Departmen Neurologi Fakultas Kedokteran Universitas Indonesia.
- Larson, EB Evaluation of cognitive impairment and dementia. UpToDate. 2019 <https://www.uptodate.com/contents/evaluation-of-cognitive-impairment-and-dementia?>
- Liang, C. S., Li, D. J., Yang, F. C., *et al.* 2021. Mortality rates in Alzheimer's disease and non-Alzheimer's dementias: a systematic review and meta-analysis. *Lancet Healthy Longev*. 2: e479–88
- Liu-Ambrose, T., Best, J. R., Davis, J. C. 2016. Aerobic exercise and vascular cognitive impairment : A randomized controlled trial. *Neurology*. 87:2082
- Livingston, G., Huntley, J., Sommerlad, A., Ames, D., Ballard, C., Banerjee, S., Brayne, C., Burns, A., Cohen-Mansfield, J., Cooper, C., Costafreda, S. G., Dias, A., Fox, N., Gitlin, L. N., Howard, R., Kales, H. C., Kivimäki, M., Larson, E. B., Ogunniyi, A., Orgeta, V., ... Mukadam, N. (2020). Dementia prevention, intervention, and care: 2020 report of the Lancet Commission. *Lancet (London, England)*, 396(10248), 413–446. [https://doi.org/10.1016/S0140-6736\(20\)30367-6](https://doi.org/10.1016/S0140-6736(20)30367-6)
- Lu, J., Li, D., Li, F., Zhou, A., Wang, F., Zuo, X., ... Jia, J. 2011. Montreal Cognitive Assessment in Detecting Cognitive Impairment in Chinese Elderly Individuals: A Population-Based Study. *Journal of Geriatric Psychiatry and Neurology*. 24(4):184–190.

- M. R. Farlow. Clinical features and diagnosis of dementia with Lewy bodies. UpToDate. 2018. https://www.uptodate.com/contents/clinical-features-and-diagnosis-of-dementia-with-lewy-bodies?topicRef=5083&source=see_link#H1
- Ma, W., Zhang, H., Wu, N., Liu, Y., Han, P., Wang, F. et al., 2021. Relationship between obesity-related anthropometric indicators and cognitive function in China suburb-dwelling older adults. PLOS ONE. <https://doi.org/10.1371/journal.pone.0258922>
- Ma, Y., Wolters, F.J., Chibnik, L.B., Licher, S., Ikram, M.A., Hofman, A., et al.2019. Variation in blood pressure and long-term risk of dementia: A population-based cohort study. *PLOS Medicine*. 16(11):e1002933
- Malojčić, B., Giannakopoulos, P., Sorond, F. A., Azevedo, E., Diemedi, M., Oblak, J. P. 2017. Ultrasound and dynamic functional imaging in vascular cognitive impairment and Alzheimer disease. *BMC Med*. 15 (1):27
- Manemann, S.M., Knopman, D. S., St.Sauver, J., Bielinski, S. J., Chamberlain, A. M., Weston, S. A., et al., 2022. Alzheimer's disease and related dementias and heart failure : A community study. *Journal AGS*. <https://doi.org/10.1111/jgs.17752>.
- Marieb, E. N. 2001. Human Anatomy & Physiology. California : University of California. Benjamin Cummings.
- Mirawati, Nurfitriane, Zulfiarini, F. & Cahyati, W. 2018. *Perilaku merokok pada remaja umur 13-14tahun*. doi.org. <https://doi.org/10.15294>.
- Mutsaerts, H. J. M. M., Mirza, S. S., Petr, J., Thomas, D. L., Cash, D. M., Bocchetta, M., de Vita, E., et al. Genetic Frontotemporal dementia Initiative (GENFI). 2019. Cerebral perfusion changes in presymptomatic genetic frontotemporal dementia: a GENFI study. *Brain : a journal of neurology*, 142(4), 1108–1120. <https://doi.org/10.1093/brain/awz039>
- Mendoza-Holgado, C., Lavado-García, J., López-Espuela, F., Roncero-Martín, R., Canal-Macías, M. L., Vera, V., Aliaga, I., Rey-Sánchez, P., Pedrera-Zamorano, J. D., & Moran, J. M. 2021. Cognitive Reserve Characteristics and Occupational Performance Implications in People with Mild Cognitive Impairment. *Healthcare (Basel, Switzerland)*, 9(10), 1266. <https://doi.org/10.3390/healthcare9101266>
- Nasreddine, Z.S., Phillips, N.A., Bedirian, V., Charbonneau, S., Whitehead, V., Collin, I., et al. 2005. The Montreal Cognitive Assessment, MoCA: A brief screening tool for mild cognitive impairment. *Journal of the American Geriatrics Society*. 53(4):695–699.
- Ong, P. A., Annisafitrie, F. R., Purnamasari, N., Calista, C., Sagita, N., Sofiatin, Y., Dikot, Y. 2021. Dementia Prevalence, Comorbidities, and Lifestyle Among Jatinangor Elders. *Front Neurol*. Jul 23;12:643480.
- Otuyama, L.J., Oliveira, D., Locatelli, D., Machado, D. de A., Noto, A.R., Galduróz, J.C.F., et al. 2019. Tobacco smoking and risk for dementia: evidence from the 10/66 population-based longitudinal study. *Aging & Mental Health*. 1(10):1–11.
- Pendlebury, S.T., Cuthbertson, F.C., Welch, S.J.V., Mehta, Z., Rothwell, P.M., 2010. Underestimation of cognitive impairment by Mini-Mental State

Examination versus the Montreal Cognitive Assessment in patients with transient ischemic attack and stroke a population-based study. *Stroke*, 41:1290-1293

- Prawiroharjo, P., Astuti., Rianawati, S. B. (Eds). 2022. Buku Referensi Neurobehavior Klinis. Jakarta : Ilmiah Mutakhir Indonesia.
- Prawiroharjo, P. 2022a. "Pemeriksaan skrining fungsi kognitif pada praktik sehari-hari," dalam Aninditha, T., Harris, S., Wiratman, W (Eds). *Buku Ajar Neurologi* Edisi Kedua Volume 1. Jakarta : Departemen Neurologi FKUI RSCM.
- Press, D., Buss, S. S. 2021. Treatment of Alzheimer disease. UpToDate. <https://www.uptodate.com/contents/treatment-of-dementia>
- Prince, M., Bryce, R., Albanese, E., Wimo, A., Ribeiro, W., Ferri, C. P. 2013. The global prevalence of dementia: a systematic review and metaanalysis. *Alzheimers Dement*.9(1):63-75.e2. doi:10.1016/j.jalz.2012.11.007
- R, Tampi. 2018. Assessment of Dementia. Best Practice BMJ. <https://bestpractice.bmj.com/topics/en-us/242>
- Reitz, C., Luchsinger, J., Tang, M.-X. & Mayeux, R. 2005. Effect of smoking and time on cognitive function in the elderly without dementia. *Neurology*. 65(6):870–875.
- Ritter, A., Hawley, N., Banks, S.J. & Miller, J.B. 2017. The Association between Montreal Cognitive Assessment Memory Scores and Hippocampal Volume in a Neurodegenerative Disease Sample. *Journal of Alzheimer's Disease*. 58(3):695–699.
- Rizzi, L., Rosset, I. & Roriz-Cruz, M. 2014. Global Epidemiology of Dementia: Alzheimer's and Vascular Types. *BioMed Research International*.2014(52):1–8.
- Roberts, R.O., Geda, Y.E., Knopman, D.S., Christianson, T.J.H., Pankratz, V.S., Boeve, B.F., ... Petersen, R.C. 2008. Association of Duration and Severity of Diabetes Mellitus With Mild Cognitive Impairment. *Archives of Neurology*.65(8).
- Roher, A. E., Garami, Z., Tyas, S. L., Maarouf, C. L., Kokjohn, T. A., Belohlavek M, et al. 2011. Transcranial Doppler ultrasound blood flow velocity and pulsatility index as systemic indicators for Alzheimer's disease. *Alzheimers Dement* 7:445–455
- Ruitenberg, A., den Heijer, T., Bakker, S. L. M., Swieten, J. C., Koudstaal, P. J., Hofman, A. et al. 2005. Cerebral hypoperfusion and clinical onset of dementia: the Rotterdam study. *Ann Neurol* 57:789–794
- Rusanen, M., Kivipelto, M., Quesenberry, C.P., Zhou, J. & Whitmer, R.A. 2011. Heavy smoking in midlife and long-term risk of Alzheimer disease and vascular dementia. *Archives of internal medicine*. 171(4):333–9
- Sabia, S., Elbaz, A., Dugravot, A., Head, J., Shipley, M., Hagger-Johnson, G., ... Singh-Manoux, A. 2012. Impact of Smoking on Cognitive Decline in Early Old Age. *Archives of General Psychiatry*. 69(6).

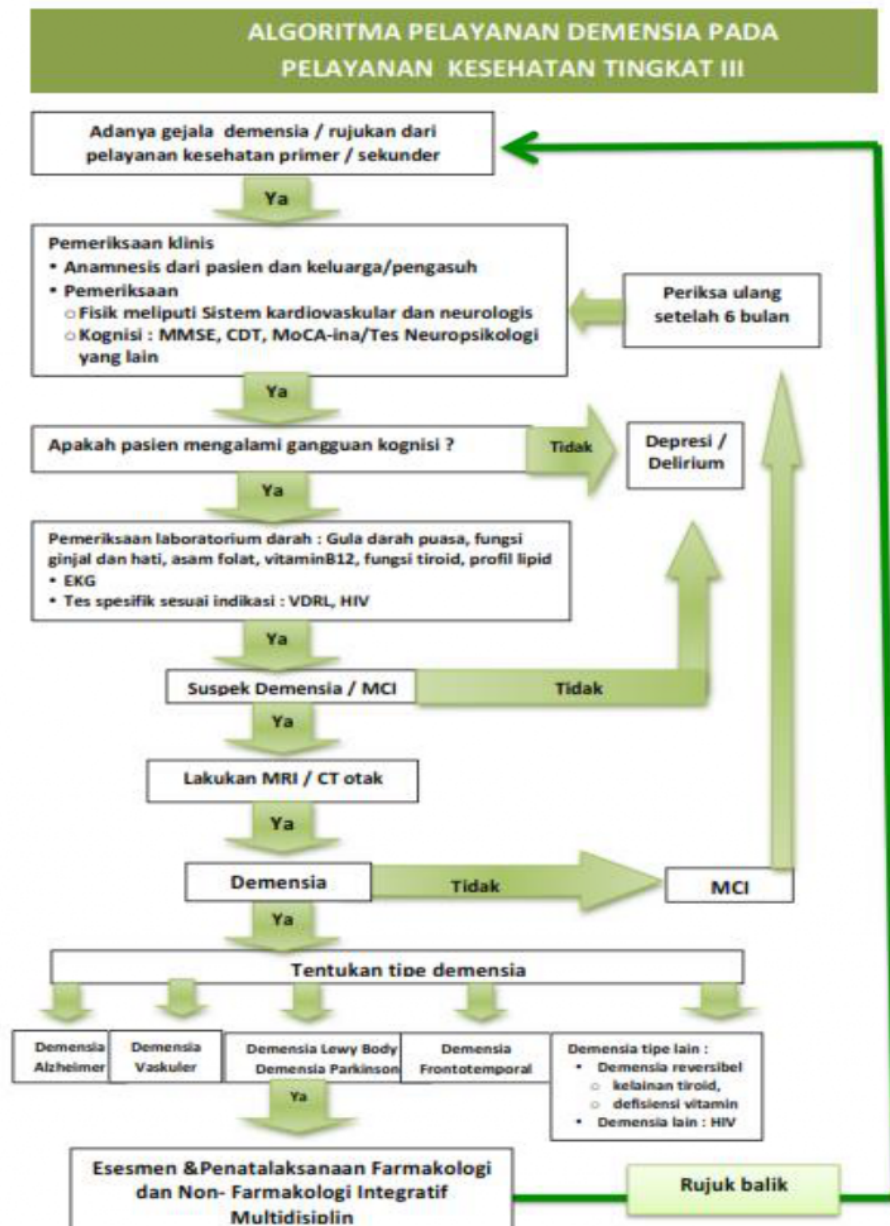
- Sari, R.V., Kuswardhani, R.T., Aryana, I.G.P.S., Purnami, R., Putrawan, I.B. & Astika, I.N. 2019. Hubungan hipertensi terhadap gangguan kognitif pada lanjut usia di panti werdha wana seraya Denpasar. *Jurnal Penyakit Dalam Udayana*. 3(1):14–17.
- Sastroasmoro, S. dan Ismael, S. 2018. *Dasar-dasar Metodologi Penelitian Klinis*. Jakarta: Sagung Seto.
- Sawami, K., Nakagawa, H., Katahata, Y. & Suishu, C. 2017. Verification of Preventive Effect of Dual-Task and N-Back Task- Incorporated Music Therapy against Dementia. *Neurochemistry & Neuropharmacology*. 03(01).
- Sharp, C., Ha, C., Carbone, C., Kim, S., Perry, K., Williams, L., et al. 2013. Hypermentalizing in Adolescent Inpatients: Treatment Effects and Association With Borderline Traits. *Journal of Personality Disorders*. 27(1):3–18.
- Shim, Y., Yoon, B., Shim, D. S., Kim, W., An, J. Y., & Yang, D. W. 2015. Cognitive correlates of cerebral vasoreactivity on transcranial Doppler in older adults. *Journal of stroke and cerebrovascular diseases : the official journal of National Stroke Association*, 24(6), 1262–1269. <https://doi.org/10.1016/j.jstrokecerebrovasdis.2015.01.031>
- Shin, J. H. 2022. Dementia Epidemiology Fact Sheet 2022. *Annals of rehabilitation medicine*, 46(2), 53–59. <https://doi.org/10.5535/arm.22027>
- Smith, T., Gildeh, N. & Holmes, C. 2007. The Montreal Cognitive Assessment: Validity and Utility in a Memory Clinic Setting. *The Canadian Journal of Psychiatry*. 52(5):329–332.
- Splittgerber, R. 2019. Snell's Clinical neuroanatomy. 8th edn. Wolters Kluwer.
- Sturges, J., Matta, B. 2008. Transcranial Doppler Ultrasonography and Other Measure of Cerebral Blood Flow. *Essentials of Neuroanesthesia and Neurointensive Care*. pp.296-300 doi:10.1016/B978-141604653-0.10046-9
- Sukresna, A. 2021. Korelasi Nilai Volumetrik Hipokampus dengan Nilai MoCA-Ina Penderita Demensia di Klinik Memori RSUP Dr. Sardjito. Tesis. Yogyakarta : Universitas Gadjah Mada.
- Suriastini, N.W., Turana, Y., Witoelar, F. Sikoki, B. Wicaksono, T.Y., Dwi Mulyanto, E. 2016a. Dua dari Sepuluh Lanjut Usia Mengalami Demensia Ketika Memasuki umur 70 Tahun: Studi Demensia di D.I Yogyakarta. Research Breif SurveyMETER Maret 2016.
- Suriastini, N.W., Turana, Y., Witoelar, F. Sikoki, B. Wicaksono, T.Y., Dwi Mulyanto, E. 2016b. Caregivers' knowledge on dementia, the Prevalence and Risk Factors of Dementia: Evidence from a large-scale survey in Yogyakarta, Indonesia. Paper Presented at Alzheimer 2016 Conferenece, New Zealand, 3-5 November 2016;
- Suriastini W. A., Fauzan, J., Buffardi, L. 2018. What Prompts Policy Change? Comparative Analyses of Efforts to Create Age-Friendly Cities in 14 Cities in Indonesia. Working Paper.
- Suristiani, NW., et al. 2018. Laporan Hasil Studi Demensia Bali 2018.

- Suriastiani ,NW, Turana Y, Supraptilah, B., et al. 2020. Prevalence and Risk Factors of Dementia and Caregiver's Knowledge of the Early Symptoms of Alzheimer's Disease. *Aging Med Healthcare*.11:60–6.
- SurveyMETER dan CAS UI. 2013. Satu Langkah Menuju Impian Lanjut Usia, Kota Ramah Lanjut Usia 2030. SurveyMETER.
- Sutawan, I. B. K. J., Saleh, S. C., Bisri, T. 2017. Konsep Dasar Transcranial Dasar (TCD) untuk Neurocritical Care. *JNI*;6(3):195-204
- Smith, E. E., Wright, C. B. 2020. Etiology, clinical manifestations, and diagnosis of vascular dementia. UpToDate. https://www.uptodate.com/contents/etiology-clinical-manifestations-and-diagnosis-of-vasculardementia?topicRef=5083&source=see_link#H1
- Tahami., Monfared, A.A., Byrnes, M.J., White, L.A. *et al.* 2022. Alzheimer's Disease: Epidemiology and Clinical Progression. *Neurol Ther* **11**, 553–569. <https://doi.org/10.1007/s40120-022-00338-8>
- Taufik, E.S., Muhartomo, H., Purwoko, Y. 2014. Pengaruh Hipertensi Terhadap Fungsi Kognitif Pada Lanjut Usia. *Jurnal Medika Muda*.
- Tisher, A., Salardini, A. 2019. A Comprehensive Update on Treatment of Dementia. *Semin Neurol*. Apr;39(2):167-178. doi: 10.1055/s-0039-1683408. Epub 2019 Mar 29. PMID: 30925610.
- Trzepacz, P. T., Yu, P., Sun, J., Schuh, K., Case, M., Witte, M. M., et al. 2013. Comparison of neuroimaging modalities for the prediction of conversion from mild cognitive impairment to Alzheimer's dementia. *Neurobiol Aging* 35:143–151
- Van der Kant, R., Goldstein, L. S. B., Ossenkoppele, R. 2020 Amyloid- β -independent regulators of tau pathology in Alzheimer disease. *Nat Rev Neurosci*. Jan;21(1):21-35. doi: 10.1038/s41583-019-0240-3. Epub 2019 Nov 28. PMID: 31780819.
- Vidyanti, A.N., Hardhantyo, M., Wiratama, B.S., Prodjohardjono, A. & Hu, C.-J. 2020. Obesity Is Less Frequently Associated with Cognitive Impairment in Elderly Individuals: A Cross-Sectional Study in Yogyakarta, Indonesia. *Nutrients*. 12(2):367.
- Viola, S., Viola, P., Buongarzone, M. P., Fiorelli, L., Litterio, P. 2013. Tissue oxygen saturation and pulsatility index as markers for amnesic mild cognitive impairment: NIRS and TCD study. *Clin Neurophysiol* 124:851–856
- Vipin, A., Satish, V., Saffari, S. E. *et al.* 2021. Dementia in Southeast Asia: influence of onset-type, education, and cerebrovascular disease. *Alz Res Therapy* **13**, 195 (2021). <https://doi.org/10.1186/s13195-021-00936-y>
- Yuan, M., Chen, J., Han, Y., Wei, X., Ye, Z., Zhang, L., *et al.* 2018. Associations between modifiable lifestyle factors and multidimensional cognitive health among community-dwelling old adults: stratified by educational level. *International Psychogeriatrics*. 30(10):1465–1476.
- Wagshul, M. E., Eide, P. K., Madsen, J. R. 2011. The pulsating brain : A review of experimental and clinical studies of intracranial pulsatility. *Fluid Barriers CNS*. 8(1):5.

- Wilterdink, J. L. 2017. Frontotemporal dementia: Clinical features and diagnosis. UpToDate. Available at : https://www.uptodate.com/contents/frontotemporal-dementia-clinical-features-and-diagnosis?topicRef=5083&source=see_link#H533509364.
- Wolk, D. A., Dickerson, B. C. 2021. Clinical features and diagnosis of Alzheimer disease. UpToDate. Available at : https://www.uptodate.com/contents/clinical-features-and-diagnosis-of-alzheimer-disease?topicRef=5083&source=see_link#H
- Wolters, F. J., Zonneveld, H. I., Hofman, A., van der Lugt, A., Koudstaal, P. J., Vernooji, M. W., Ikram, M. A. 2017. Cerebral Perfusion and the Risk of Dementia. *Circulation*. 2017;136:719728 <https://doi.org/10.1161/CIRCULATIONAHA.117.027448>
- World Health Organisation. 2021. *Dementia. Who.int*. World Health Organization: WHO. <https://www.who.int/news-room/fact-sheets/detail/dementia>
- World Health Organization. Dementia. WHO. 2023. <http://www.who.int/news-room/fact-sheets/detail/dementia>
- Zhang, B., Gu, G.J., Jiang, H., Guo, Y., Shen, X., Li, B., Zhang, W. 2017. The value of whole-brain CT perfusion imaging and CT angiography using a 320-slice CT scanner in the diagnosis of MCI and AD patients. *Eur Radiol* 27:4756–4766
- Zhou, J., Shan, Y., & Hu, P. 2021. A systematic review and meta-analysis on transcranial Doppler in diagnosing ischemic cerebrovascular disease. *Annals of palliative medicine*, 10(8), 8963–8971. <https://doi.org/10.21037/apm-21-1759>

LAMPIRAN 1

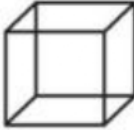
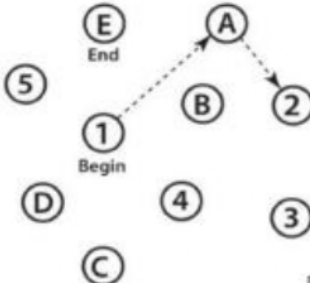



ALGORITMA PELAYANAN DEMENSIA PADA PELAYANAN KESEHATAN TINGKAT III



Gambar 4. Algoritma Tata Laksana Demensia pada Pelayanan Kesehatan Tingkat III

LAMPIRAN 2
LEMBAR PEMERIKSAAN MOCA INA

RSUP DR. SARDJITO

MONTREAL COGNITIVE ASSESSMENT-Versi Indonesia (MoCA-Ia)				NAMA: _____		Tgl Lahir: _____																			
				Pendidikan: _____		Tgl Pemeriksaan: _____																			
Jen. Kelamin: _____																									
VISUOSPASIAL/EKSEKUTIF						salin gambar Gambar jam (11 lebih 10 menit) (3 poin)																			
				<input type="checkbox"/> <input type="checkbox"/> <input type="checkbox"/>		<input type="checkbox"/> bentuk <input type="checkbox"/> angka <input type="checkbox"/> jarum jam																			
.../5																									
PENAMAAN																									
				<input type="checkbox"/> <input type="checkbox"/> <input type="checkbox"/>		.../3																			
MEMORI				Baca kata berikut dan minta subjek mengulangnya. lakukan 2 kali, meski berhasil pada percobaan ke-1. lakukan recall setelah 5 menit		<table border="1" style="width: 100%; border-collapse: collapse;"> <tr> <td style="width: 20%;"></td> <td style="width: 20%;">wajah</td> <td style="width: 20%;">Sutera</td> <td style="width: 20%;">Masjid</td> <td style="width: 20%;">anggrek</td> <td style="width: 20%;">merah</td> </tr> <tr> <td>ke-1</td> <td></td> <td></td> <td></td> <td></td> <td></td> </tr> <tr> <td>ke-2</td> <td></td> <td></td> <td></td> <td></td> <td></td> </tr> </table>			wajah	Sutera	Masjid	anggrek	merah	ke-1						ke-2					
	wajah	Sutera	Masjid	anggrek	merah																				
ke-1																									
ke-2																									
ATENSI				Baca daftar angka (1 angka/detik) Subjek harus mengulangi dari awal		<input type="checkbox"/> 2 1 8 5 4																			
Baca daftar huruf. subjek harus mengetuk dengan tangannya setiap kali huruf A muncul. poin nol jika ≥ 2 kesalahan				<input type="checkbox"/> F B A C M N A A J K L B A F A K D E A A A J A M O F A A B		.../1																			
Pengurangan berurutan dengan angka 7. Mulai dari 100				<input type="checkbox"/> 93 <input type="checkbox"/> 86 <input type="checkbox"/> 79 <input type="checkbox"/> 72 <input type="checkbox"/> 65		.../3																			
4,5 hasil benar: 3 poin, 2 atau 3 benar: 2 poin; 1 benar: 1 poin, 0 benar: 0 poin																									
BAHASA				Ulangi: Wati membantu saya menyapu lantai hari ini.		<input type="checkbox"/>																			
Tikus bersembunyi di bawah dipan ketika kucing datang.				<input type="checkbox"/>		.../2																			
Sebutkan sebanyak mungkin kata yang dimulai dengan huruf F				<input type="checkbox"/> (N ≥ 11 kata)		.../1																			
ABSTRAKSI				Kemiripan antara, contoh pisang - jeruk = buah		<input type="checkbox"/> kereta - sepeda <input type="checkbox"/> jam tangan - penggaris																			
DELAYED RECALL				Harus mengingat kata TANPA PETUNJUK		<table border="1" style="width: 100%; border-collapse: collapse;"> <tr> <td style="width: 20%;">wajah</td> <td style="width: 20%;">Sutera</td> <td style="width: 20%;">Masjid</td> <td style="width: 20%;">anggrek</td> <td style="width: 20%;">merah</td> </tr> <tr> <td><input type="checkbox"/></td> <td><input type="checkbox"/></td> <td><input type="checkbox"/></td> <td><input type="checkbox"/></td> <td><input type="checkbox"/></td> </tr> </table>		wajah	Sutera	Masjid	anggrek	merah	<input type="checkbox"/>	<input type="checkbox"/>	<input type="checkbox"/>	<input type="checkbox"/>	<input type="checkbox"/>								
wajah	Sutera	Masjid	anggrek	merah																					
<input type="checkbox"/>	<input type="checkbox"/>	<input type="checkbox"/>	<input type="checkbox"/>	<input type="checkbox"/>																					
poin untuk recall tanpa petunjuk				<input type="checkbox"/> <input type="checkbox"/> <input type="checkbox"/> <input type="checkbox"/> <input type="checkbox"/>		.../5																			
ORIENTASI				<input type="checkbox"/> Tanggal		<input type="checkbox"/> Bulan																			
<input type="checkbox"/> Tahun				<input type="checkbox"/> Hari		<input type="checkbox"/> Tempat																			
<input type="checkbox"/> Kota				<input type="checkbox"/>		.../6																			
Normal ≥ 26 / 30				Total		.../30																			
Dilakukan oleh.....				Tambahkan 1 poin jika pend. ≤12 tahun																					