

DAFTAR PUSTAKA

- Abd hul, Y. (2023, May 9). *Data sekunder: Pengertian, Sumber Data Dan Contoh di Penelitian*. Deepublish Store. <https://deepublishstore.com/blog/data-sekunder-penelitian/>
- Admin. (2021). Sisi Lain Pandemi Covid-19 dari Kacamata Sosial Budaya. *Fakultas Syariah Institut Agama Islam Negeri Ponorogo*. <https://syariah.iainponorogo.ac.id/sisi-lain-pandemi-covid-19-dari-kacamata-sosial-budaya/>
- Aifuwa, H. O., Musa, S., & Aifuwa, S. A. (2020). Coronavirus Pandemic Outbreak and Firms Performance in Nigeria. *Management and Human Resource Research Journal*, 9(4). <https://orcid.org/0000-0001-8908-6637>
- Arikunto S. 2013. *Prosedur Penelitian: Suatu Pendekatan Praktik*. Rineka. Cipta, Jakarta
- Comments on: Kajian Psak: Psak 1 “penyajian Laporan Keuangan.” (n.d.-a). <http://tutorakun.feb.ub.ac.id/kajian-psak-psak-1-penyajian-laporan-keuangan/feed/>
- Fahmi, & Mohamadi, R. F. (2023, June 6). *Laporan Keuangan: Pengertian, Fungsi, Jenis, format*. Mekari Jurnal. <https://www.jurnal.id/id/blog/format-laporan-keuangan/>
- Fahmi, Irham. (2017). *Analisis Laporan Keuangan*. Bandung: Alfabeta.
- Hanafi, M dan Halim, A. (2009). *Analisis Laporan Keuangan*, Edisi keempat. Unit Penerbitan dan Percetakan Sekolah Tinggi Ilmu Manajemen YKPN, Yogyakarta.
- Harmoni. (2020, April 28). *Apa Itu Kinerja Keuangan? Berikut Penjelasan Lengkapnya*. Harmony Accounting Software. <https://www.harmony.co.id/blog/apa-itu-kinerja-keuangan-berikut-penjelasan-lengkapnya>
- Hery, 1975- pengarang; Adipramono editor. (2018; © Penerbit PT Grasindo). *Analisis laporan keuangan / Hery, S.E., M.Si., CRP., RSA. ; editor, Adipramono*. Jakarta :: Grasindo,.
- Hery. (2017). *Analisis Laporan Keuangan (Integrated and Comprehensive Edition)*. Jakarta: Grasindo.
- Hery. (2015). *Pengantar Akuntansi Comprehensive Edition “Lengkap Dengan Kumpulan Soal Dan Solusinya.”*. Jakarta: PT Grasindo.
- Hilman, C., & Laturette, K. (2021). Analisis Perbedaan Kinerja Perusahaan Sebelum Dan Saat Pandemi Covid-19. *BALANCE: Jurnal Akuntansi, Auditing Dan Keuangan*, 18(1), 91–109. <https://doi.org/10.25170/balance.v18i1.2659>

Hoshikawa, T., & Yoshimi, T. (2021). The Effect of the COVID-19 Pandemic on South Korea's Stock Market and Exchange Rate. *Developing Economies*, 59(2), 206–222. <https://doi.org/10.1111/deve.12276>

Ikatan Akuntansi Indonesia (IAI). (2002). *Standar Akuntansi Keuangan*, Edisi Revisi 2000. Salemba Empat, Jakarta.

Indonesia, N. (n.d.). *PT Antam Tbk: Annual reports*. ANTAM. <https://antam.com/en/reports/annual-reports>

Indonesia, N. (n.d.). *PT Antam Tbk: Annual reports*. ANTAM. <https://antam.com/en/reports/annual-reports>

Irhama Fahmi. *Pengantar Manajemen Keuangan : Teori Dan Soal Jawab* .2018

Kasmir. (2018). *Analisis laporan keuangan / Dr. Kasmir*. Depok :: © 2008, pada penulis: Rajawali Pers.,

Khaula SenastriSeorang lulusan S1 ilmu akuntansi yang suka membagikan istilah. (2022, December 16). *Rasio Keuangan: Pengertian, Fungsi, Dan Berbagai jenisnya*. Accurate Online. <https://accurate.id/akuntansi/rasio-keuangan/>

Khaula SenastriSeorang lulusan S1 ilmu akuntansi yang suka membagikan istilah. (2022, December 16). *Rasio Keuangan: Pengertian, Fungsi, Dan Berbagai jenisnya*. Accurate Online. <https://accurate.id/akuntansi/rasio-keuangan/>

Kountur, R. 2009. *Metode Penelitian. Edisi Revisi*. Jakarta: Buana Printing.

Laporan Keuangan Dan Tahunan - suit-baze. (n.d.). <https://www.idx.co.id/perusahaan-tercatat/laporan-keuangan-dan-tahunan/>

Laporan Keuangan Dan Tahunan - suit-baze. (n.d.). <https://www.idx.co.id/perusahaan-tercatat/laporan-keuangan-dan-tahunan/>

Louhichi, W., Ftiti, Z., & Ameer, H. B. (2021). Measuring the global economic impact of the coronavirus outbreak: Evidence from the main cluster countries. *Technological Forecasting and Social Change*, 167, 120732. <https://doi.org/10.1016/j.techfore.2021.120732>

Mada, Yogyakarta.

Menuju adaptasi kebiasaan baru. (n.d.). <https://ayosehat.kemkes.go.id/menuju-adaptasi-kebiasaan-baru>

Mulyadi. (2000). *Sistem Akuntansi*. Edisi Keenam. Salemba Empat, Jakarta.

Munawir, S. (2010). *Analisa Laporan Keuangan*. Liberty, Yogyakarta.

Munawir. 2015. *Analisis Laporan Keuangan*. Kelima Belas. Yogyakarta: Liberty.

Nurlaili, F., & Nasution, R. A. (2021). Financial Performance Analysis Before and During The Covid-19 Pandemic (Period QII 2019 and QII 2020). *Jurnal Ilmiah Poli Bisnis*. <https://ejournal2.pnp.ac.id/index.php/jipb> Volume 13 No. 1 April 2021 p-ISSN. Sinta 4: SK Nomor 85/M/KPT/2020, 13(1), 60-69.

- Phuong, M. T. T. (2021). How COVID-19 impacts Vietnam's banking stocks: An event study method. *Banks and Bank Systems*, 16(1), 92–102. [https://doi.org/10.21511/bbs.16\(1\).2021.09](https://doi.org/10.21511/bbs.16(1).2021.09)
- Rababah, A., Al-Haddad, L., Sial, M. S., Chunmei, Z., & Cherian, J. (2020). Analyzing the effects of COVID-19 pandemic on the financial performance of Chinese listed companies. *Journal of Public Affairs*, 20(4), e2440.
- Rahmani, A. N. (2020). Dampak Covid-19 Terhadap Harga Saham dan Kinerja Keuangan Perusahaan. *Kajian Akuntansi*, 21(2), 252-269.
- Riyanto, B. (2001). *Dasar-Dasar Pembelanjaan Perusahaan*. BPFE Universitas Gajah
- Roosdiana, R. (2021). Dampak Pandemi Covid-19 terhadap Kinerja Perusahaan Property dan Real Estate yang terdaftar di BEI. *IKRA-ITH EKONOMIKA*, 4(2), 133-141.
- Santosa, U. A. (2023, March 29). *Mengenal pt antam, produk, Dan Kinerja Keuangannya*. Bukalapak. <https://review.bukalapak.com/finance/mengenal-antam-121154>
- Santosa, U. A. (2023, March 29). *Mengenal pt antam, produk, Dan Kinerja Keuangannya*. Bukalapak. <https://review.bukalapak.com/finance/mengenal-antam-121154>
- Shen, H., Fu, M., Pan, H., Yu, Z., & Chen, Y. (2020). The Impact of the COVID- 19 pandemic on firm performance. *Emerging Markets Finance and Trade*, 56(10), 2212-2230. doi:10.1080/1540496X.2020.1785863
- Shen, H., Fu, M., Pan, H., Yu, Z., & Chen, Y. Q. (2020). The impact of the COVID-19 pandemic on firm performance. *Emerging Markets Finance and Trade*, 56(10), 2213–2230. <https://doi.org/10.1080/1540496x.2020.1785863>
- Størdal, S., Lien, G., & Trømborg, E. (2021). Impacts of Infectious Disease Outbreaks on Firm Performance and Risk: The Forest Industries during the COVID-19 Pandemic. *Journal of Risk and Financial Management*, 14(7), 318. <https://doi.org/10.3390/jrfm14070318>
- Subramanyam, K. (2017). *Analisis Laporan Keuangan*. Salemba Empat.
- Sujarweni, V. Wiratna. 2017. *Analisis Laporan Keuangan : Teori, Aplikasi, & Hasil Penelitian*. Yogyakarta: Pustaka Baru Press.
- Waclawik, B. (2021, March 19). *Corporate Reporting in the time of COVID-19: Analysis of information disclosed by selected companies listed on the Warsaw Stock Exchange*. <https://ersj.eu/journal/2049>
- Website pen. (n.d.). <https://pen.kemenkeu.go.id/in/page/sosialekonomiglobal>
- Website pen. (n.d.-a). <https://pen.kemenkeu.go.id/in/page/pengaruhcovid>
- World Health Organization: WHO. (2020). Coronavirus. www.who.int. https://www.who.int/health-topics/coronavirus#tab=tab_1

Lampiran 1. Tabulasi Data Penelitian

Data Perhitungan Rasio *Net Profit Margin* (NPM) PT Aneka Tambang Tbk

Dalam Rupiah

Tahun	Laba bersih setelah pajak	Penjualan	NPM (%)
	(1)	(2)	(3) = (1)/(2)
2018	1.636.000.000.000	25.275.250.000.000	6,5
2019	193.850.000.000	32.718.540.000.000	0,6
2020	1.149.350.000.000	27.372.460.000.000	4,2
2021	1.861.740.000.000	38.445.600.000.000	4,8
2022	3.820.960.000.000	45.930.360.000.000	8,3
Rata-Rata			4,9

Data Perhitungan Rasio *Current Ratio* PT Aneka Tambang Tbk

Dalam Rupiah

Tahun	Aset Lancar	Utang Lancar	CR (%)
	(1)	(2)	(3) = (1)/(2)
2018	8.498.442.636.000	5.511.744.144.000	154,0
2019	7.665.239.260.000	5.293.238.393.000	144,8
2020	9.150.514.439.000	7.553.261.301.000	121,1
2021	11.728.143.000.000	6.562.383.000.000	178,7
2022	11.694.779.000.000	5.971.662.000.000	195,8
Rata-Rata			158,9

Data Perhitungan *Debt to Total Assets Ratio* PT Aneka Tambang Tbk

Dalam Rupiah

Tahun	Total Utang	Total Aset	DAR (%)
	(1)	(2)	(3) = (1)/(2)
2018	13.746.980.000.000	32.195.350.000.000	42,7
2019	12.061.490.000.000	30.194.910.000.000	39,9
2020	12.690.060.000.000	31.729.510.000.000	40,0
2021	12.079.050.000.000	32.916.150.000.000	36,7
2022	9.925.210.000.000	33.637.270.000.000	29,5
Rata-Rata			37,8

Data Perhitungan *Sales Growth* PT Aneka Tambang Tbk

Dalam Rupiah

Tahun	Sales (t)	Sales (t-1)	Sales Growth (%)
	(1)	(2)	(3) = (1)-(2)/(2)
2018	25.275.250.000.000	12.653.620.000.000	99,7

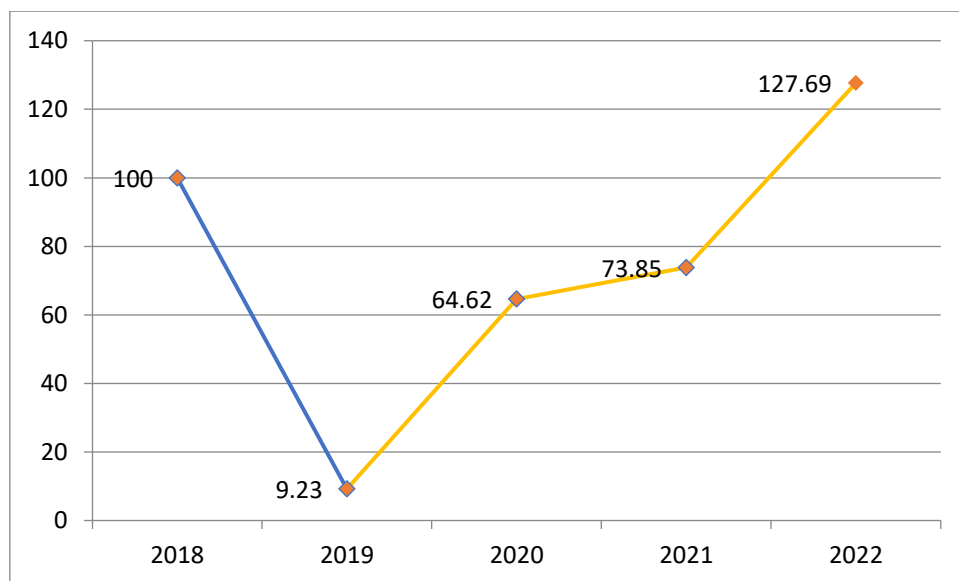


2019	32.718.540.000.000	25.275.250.000.000	29,4
2020	27.372.460.000.000	32.718.540.000.000	-16,3
2021	38.445.600.000.000	27.372.460.000.000	40,5
2022	45.930.360.000.000	38.445.600.000.000	19,5
Rata-Rata			34,6

Lampiran 2. Analisis Trend

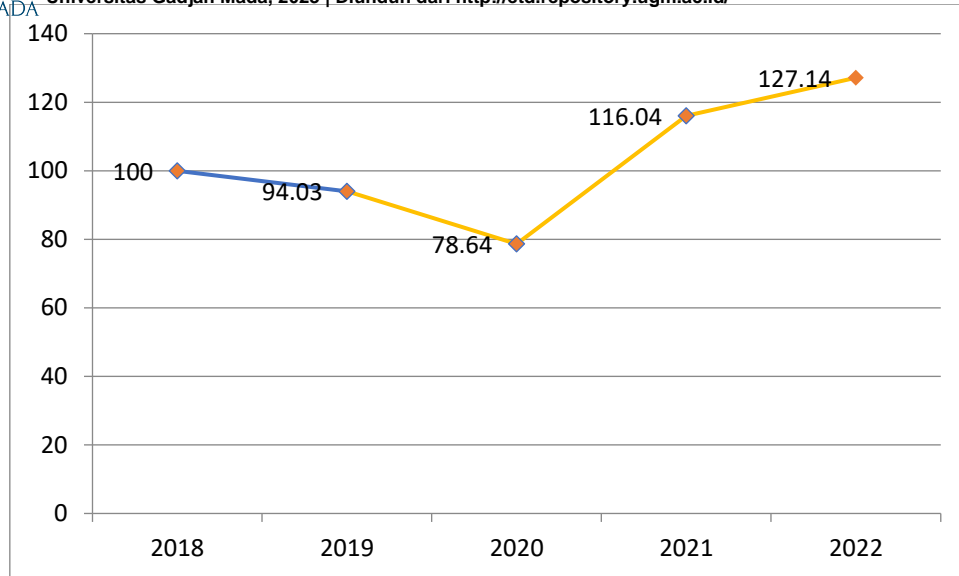
Analisis Trend Rasio Profitabilitas Sebelum Pandemi dan Saat Pandemi Covid-19 PT Aneka Tambang Tbk

Tahun	NPM (%)	Analisis Trend (%)
2018	6,5	100
2019	0,6	9,23
2020	4,2	64,62
2021	4,8	73,85
2022	8,3	127,69



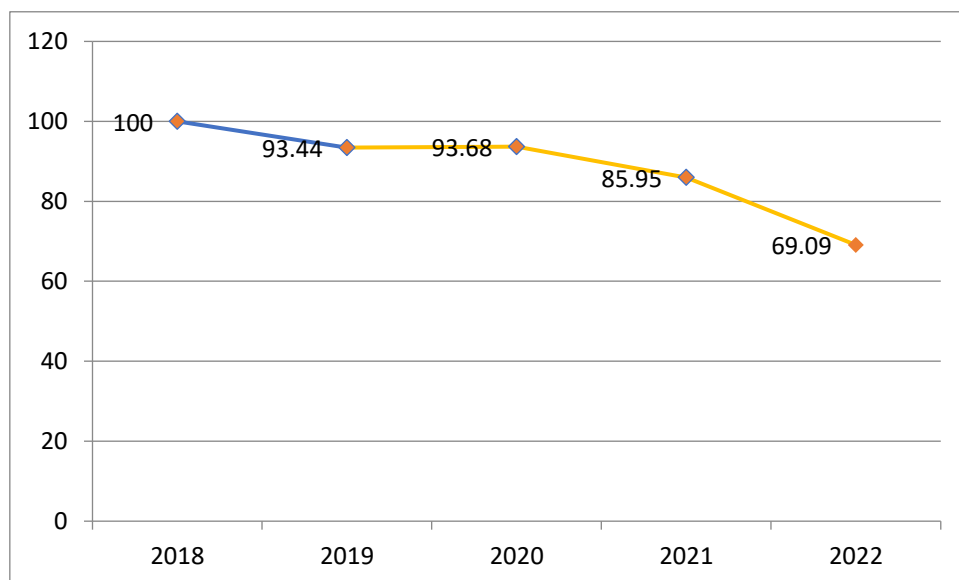
Analisis Trend Rasio Likuiditas Sebelum Pandemi dan Saat Pandemi Covid-19 PT Aneka Tambang Tbk

Tahun	CR (%)	Analisis Trend (%)
2018	154	100
2019	144,8	94,03
2020	121,1	78,64
2021	178,7	116,04
2022	195,8	127,14



Analisis *Trend* Rasio Solvabilitas Sebelum Pandemi dan Saat Pandemi Covid-19 PT Aneka Tambang Tbk

Tahun	DAR (%)	Analisis <i>Trend</i> (%)
2018	42,7	100
2019	39,9	93,44
2020	40	93,68
2021	36,7	85,95
2022	29,5	69,09



Analisis *Trend Ratio Sales Growth* Sebelum Pandemi dan Saat Pandemi Covid-19 PT Aneka Tambang Tbk

Tahun	<i>Sales Growth (%)</i>	<i>Analisis Trend (%)</i>
2018	99,7	100
2019	29,4	29,49
2020	-16,3	-16,35
2021	40,5	40,62
2022	19,5	19,56

